

NIAD Northern / Illinois ADAM User's Group

P.O. Box 1317, Lisle, IL. 60532
Phone #: (708) 961-3529

**MULTI - FUNCTION USER GROUP
MONTHLY NEWSLETTER - PUBLIC DOMAIN LIBRARY
DISCOUNT BUYING SERVICE FOR HDW & SFTW**

Issue #74 - March 1991

Editors: Lyle Marschand & James Notini

Copyright @ 1985, 86, 87, 88, 89, 90, 91

Hours: Mon - Fri 11am - 7pm, Saturday 9am - 5pm CST

Single Copy: \$3.00

Membership: U.S. 3rd Class: \$22.00

U.S. / Canada 1st Class: \$29.00

Foreign Countries: \$40.00

THERE WENT EASTER!

Another Easter has come and gone - lots of candy, eggs and bunnies were visible in all the stores and in advertisements.

Our kids got stomach aches from over indulging in their baskets of sugar laden goodies.

We get dressed up on Easter Sunday and more people attend church on Easter Sunday than any other day.

This is usually what happens on Easter, but Easter is much more than this.

Easter is certainly a holiday, a weekend to celebrate something, but what? Is it just a Spring ritual, a time to celebrate the end of winter and the budding of flowers and trees signaling the start of Spring? Is it some ancient pagan ritual surrounding rabbits and fertility?

NO, it is none of these things, although it has become traditional to celebrate Easter in these ways.

Easter is the story of the undeserved torture and death of an innocent man, followed by his miraculous resurrection from the dead.

Sounds like Front Page headlines doesn't it? Well, it is more than a headline, it is a single event in history that will never be matched or bettered.

It is the turning point for the relationship between God and man. An event so meaningful and amazing that the whole world and every human has been affected by it.

Let's read the real Easter story from the Gospel of Matthew chapter 27...

²⁷ Then the soldiers of the governor took Jesus into the praetorium, and they gathered the whole battalion before him. ²⁸ And they stripped him and put a scarlet robe upon him, ²⁹ and plaiting a crown of thorns they put it on his head, and put a reed in his right hand. And kneeling before him they mocked him, saying, "Hail, King of the Jews!" ³⁰ And they spat upon him, and took the reed and struck him on the head. ³¹ And when they had mocked him, they stripped him of the robe, and put his own clothes on him, and led him away to crucify him.

³² As they were marching out, they came upon a man of Cyrene, Simon by name; this man they compelled to carry his cross. ³³ And when they came to a place called Golgotha (which means the place of a skull), ³⁴ they offered him wine to drink, mingled with gall; but when he tasted it, he would not drink it. ³⁵ And when they had crucified him, they divided his garments among them by casting lots; ³⁶ then they sat down and kept watch over him there. ³⁷ And over his head they put the charge against him, which read, "This is Jesus the King of the Jews." ³⁸ Then two robbers were crucified with him, on the right and one on the left. ³⁹ And those who passed by derided him, wagging their heads ⁴⁰ and saying, "you who


would destroy the temple and build it in three days, save yourself! If you are the Son of God, come down from the cross." ⁴¹ So also the chief priests, with the scribes and elders, mocked him, saying, ⁴² "He saved others; he cannot save himself. He is the King of Israel; let him come down from the cross, and we will believe in him. ⁴³ He trusts in God; let God deliver him now, if he desires him; for he said, 'I am the Son of God.'" ⁴⁴ And the robbers who were crucified with him also reviled him in the same way.

⁴⁵ Now from the sixth hour there was darkness over all the land until the ninth hour. ⁴⁶ And about the ninth hour Jesus cried with a loud voice, "Eli, Eli, la ma sabach-thani?" that is, "My God, my God, why hast thou forsaken me?" ⁴⁷ and some of the bystanders hearing it said, "This man is calling Elijah." ⁴⁸ And one of them at once ran and took a sponge, filled it with vinegar, and put it on a reed, and gave it to him to drink, ⁴⁹ But the others said, "Wait, let us see whether Elijah will come to save him." ⁵⁰ And Jesus cried again with a loud voice and yielded up his spirit.

⁵¹ And behold, the curtain of the temple was torn in two, from top to bottom; and the earth shook, and the rocks were split; ⁵² the tombs also were opened, and many bodies of the saints who had fallen asleep were raised, ⁵³ and coming out of the tombs after his resurrection they went into the holy city and appeared to many. ⁵⁴ When the centurion and those who were with him, keeping watch over Jesus, saw the earthquake and what took place, they were filled with awe, and said, "Truly this was the Son of God!"

⁵⁷ When it was evening, there came a rich man from Arimathea, named Joseph, who also was a disciple of Jesus. ⁵⁸ He went to Pilate and asked for the body of Jesus. Then Pilate ordered it to be given to him. ⁵⁹ And Joseph took the body, and wrapped it in a clean linen shroud, ⁶⁰ and laid it in his own new tomb, which he had hewn in the rock; and he rolled a great stone to the door of the tomb, and departed. ⁶¹ Mary Magdalene and the other Mary were there, sitting opposite the sepulchre.

⁶² Next day, that is, after the day of Preparation, the chief priests and the Pharisees gathered before Pilate ⁶³ and said, "Sir, we remember how that impostor said, while he was still alive, 'After three days I will rise again.' ⁶⁴ Therefore order the sepulchre to be made secure until the third day, lest his disciples go and steal him away, and tell the people, 'He has risen from the dead,' and the last fraud will be worse than the first." ⁶⁵ Pilate said to them, "You have a guard of soldiers; go, make it as secure as you can." (Continued on page 2)



MARCH - ISSUE #74 INDEX

MARCH INDEX / N.I.A.D. PROCEDURES.....	1
FROM THE EDITOR'S DESKS.....	2
N.I.A.D. NEWS & UPDATES.....	3
FOR YOUR INFORMATION / NEW PRODUCTS & SPECIALS.....	4
ADAMCON 03 UPDATE by Dean Roades	5
THE ADAM SURVIVAL GUIDE by Barry Wilson.....	6
M.I. ADAMnet FLOPPY DISK DRIVE PRESS RELEASE by Micro Innovations / Mark Gordon.....	6
WHY MODEM? by Ron Collins.....	7
SQUEAKY CLEAN by Rich Lefko	8
WHAT IS ADAM FORTH? MORE DESIGN FEATURES OF FORTH by Thomas Gilmore.....	9
TECHNICAL WORKSHOP: COLECO'S DISK DRIVE TEST SOFTWARE by Phil Kosowsky.....	10
ADAMCALC WORKSHOP: LEARNING BY DOING by Nick Lukach.....	11
SmartBASIC WORKSHOP: GRAPHICS IN SmartBASIC V2.0 by Ricki Gerlach.....	13
PUBLIC DOMAIN WORKSHOP: REVIEWS & UPDATES by Jim Notini.....	15
PRODUCT REVIEW:	
RoboTHIEF by PITMAN SOFTWARE - Reviewed by Jim Notini.....	16
S.M. VIDEO AD.....	17
PRODUCT LIST	18



N.I.A.D. PROCEDURES



⇒ N.I.A.D. is published monthly except for the months of December/January and July/August, which are combined issues by the Northern Illiana ADAM User's Group. Individual issues may be purchased for the current month or a backissue for \$3.00 (always check Product List for current pricing). The March issue of N.I.A.D. is the 74th issue published by N.I.A.D., there are 73 preceding issues. When ordering backissues, please specify the number of the issue, month and year.

⇒ The standard membership rate for 10 issues is **\$22.00 USA Third Class** and **\$29.00 Canadian, USA First Class** and it's **possessions**. Contact us for membership rates outside of these areas.

⇒ N.I.A.D. welcomes contributions of original reviews, programs, articles, questions, suggestions and comments. Please include a SASE (Self-Addressed-Stamped-Envelope) if you want a written reply. Also, any contribution sent in on DDP or DISK will be eligible to receive a public domain program or volume in return at no charge!

⇒ Your N.I.A.D. member ID number is on the first line of your mailing label (affixed to the newsletter). The first four digits are the month and year of the final issue in your current membership. Please check this number each month to make sure that issues are not missed.

⇒ N.I.A.D. will not be held liable for any issues missed due to an address change which we are not informed of. Please get this information to us as soon as possible so as not to cause any type of difficulties. Also, include your member ID number.

⇒ N.I.A.D. accepts advertising for ADAM related products and services. Cost is \$50 for a half page ad and \$75 for a full page ad for one month. Contact us for multi-issue discounts. Well over a thousand ADAM owners receive our newsletter each month and many more get to see it second hand. You may send in your ad in either SmartWRITER, SpeedyWRITE, PowerPAINT, PrintWORKS, other ADAM formats, IBM ASCII or IBM PUBLISH IT! DTP format files or even supply us with a high quality print out for reproduction in the newsletter. N.I.A.D. reserves the right to not advertise certain products.

⇒ If **0391** are the first four digits in your member number, it is time to renew your membership to insure that you do not miss an issue.

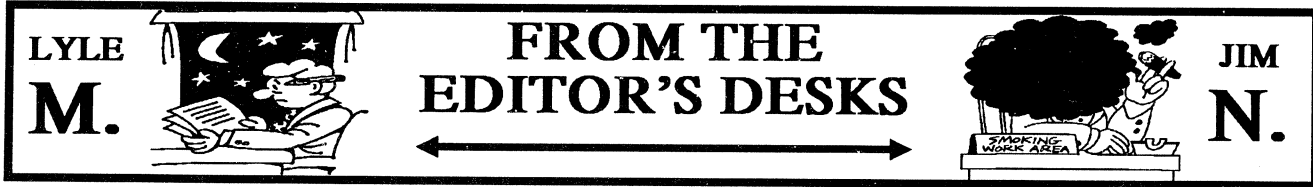
⇒ N.I.A.D. welcomes software developers to submit their programs for us to evaluate for possible commercial sale. Send in your products for us to test and to review in the newsletter. N.I.A.D. offers a 50 / 50 split of the sale price on all items that we handle distribution of for all developers. You will find that this is one of the best offers around in the ADAM community. We will also publish a review on the product as soon as possible and handle distribution of demo copies.

⇒ Our Chicago Local Chapter Meetings are a great way to learn more about our beloved ADAM systems. You have the opportunity to meet fellow ADAM owners, ask us questions, see live demonstrations of hardware and software and also purchase products. We meet in our store, CompuKINGDOM, the second Thursday of each month at **7:30 PM**. If you need directions getting here, just give us a call.

The meetings which will be held throughout the year will fall on the following dates (remember that there are no meetings scheduled for the months of June, July and August):

April 11, 1991
May 9, 1991
September 12, 1991
October 10, 1991
November 14, 1991

We have exercised due care in the preparation of this newsletter (that doesn't mean we're perfect!). No warranty, expressed or implied with regard to the information contained herein is given, either by interpretation, use or misuse. The opinions expressed herein do not reflect those of the editor or staff unless noted.



(... continued from front page) ⁶⁸ So they went and made the sepulchre secure by sealing the stone and setting a guard.

The above verses describe the torture and crucifixion of Jesus, an innocent man who was killed because of his teachings of God's love for mankind and the miracles he performed. Seems ironic doesn't it, but the religious leaders of the that day were very threatened by Jesus' popularity with the people - they wanted him out of the way and they found a way to accomplish it.

Little did they realize that they were participating in God's plan of providing salvation and the forgiveness of sins through the death of Jesus.

When Jesus died he was the sacrificial lamb who bore the punishment for the sins of all mankind, giving all of us the opportunity to have our sins forgiven so we can have eternal life.

The second part of the real Easter story is the resurrection of Jesus from the dead which showed mankind that He was the Son of God and which symbolized the eternal life that we can all enjoy if we accept Jesus as our personal saviour.

Chapter 28 Now after the Sabbath, toward the dawn of the first day of the week, Mary Magdalene and the other Mary went to see the sepulchre. ² And behold, there was a great earthquake; for an angel of the Lord descended from heaven and came and rolled back the stone, and sat upon it. ³ His appearance was like lightning, and his raiment white as snow. ⁴ And for fear of him the guards trembled and became like dead men. ⁵ But the angel said to the women, "Do not be afraid; for I know that you seek Jesus who was crucified. ⁶ He is not here; for he has risen, as he said. Come, see the place where he lay. ⁷ Then go quickly and tell his disciples that he has risen from the dead, and behold, he is going before you to Galilee; there you will see him. Lo, I have told you." ⁸ So they departed quickly for the tomb with fear and great joy, and ran to tell his disciples. ⁹ And behold, Jesus came to them and said, "Hail!" And they came up and took hold of his feet and worshiped him. ¹⁰ Then Jesus said to them, "Do not be afraid; go and tell my brethren to go to Galilee, and there they will see me.

¹¹ While they were going, behold, some of the guard went into the city and told the chief priests all that had taken place. ¹² And when they had assembled with the elders and taken counsel, they gave a sum of money to the soldiers ¹³ and said, "Tell people, 'His disciples came by night and stole him away while we were asleep.'" ¹⁴ And if this comes to the governor's ears, we will satisfy him and keep you out of trouble." ¹⁵ So they took the money and did as they were directed; and this story has been spread among the Jews to this day.

¹⁶ Now the eleven disciples went to Galilee, to the mountain to which Jesus had directed them. ¹⁷ And when they saw him they worshiped him; but some doubted. ¹⁸ And Jesus came and said to them, *"All authority in heaven and on earth has been given to me. ¹⁹ Go therefore and make disciples of all nations, baptizing them in the name of the Father and of the Son and of the Holy Spirit, ²⁰ teaching them to observe all that I have commanded you; and lo, I am with you always, to the close of the age."*

This is the real story of Easter - death for one so that all could have eternal life, God reaching down to his children and giving them the gift of grace - forgiveness of their sins.

All we have to do is confess our sins and ask for this forgiveness through the sacrifice of Jesus Christ on the cross.

God bless you all.

It's that special time of the month again when I try to collect my thoughts and put them down on paper for all our members to read, but this time I am later than usual and have to apologize. I was waiting for a couple of new ADAM items to make their way to our door step in time to have a review published as soon as possible, but so far only one of the awaited products has arrived and we couldn't delay any further the publication of this newsletter and I promise not to hold up a newsletter again while waiting to receive a new product.

As the computer world continues to grow in leaps and bounds, so does the flexibility and usefulness of the ADAM. So many outstanding hardware and software programs have been released for our usage over the last year that it is getting to the point were people are asking "What's next?" instead of "How much longer will the ADAM continue to survive?". This "What's next?" question has definitely been inspired by the emergence of Mark Gordon's company Micro Innovations.

In a little over a year and a half, Mark has designed some of the most advanced hardware items the ADAM has ever seen, starting with his PowerMATE Hard Drive turnkey system, to the Multi-Purpose Interface Board 2 and now the release of the ADAMnet Floppy Disk Drives and these products are only the beginning of a tremendous line up of hardware that will follow from Micro Innovations. Coming soon will be a low cost PowerMATE Hard Drive, a Dual Serial Port card, a low cost ADAMnet Hard Drive and then a 3 1/2" 1.44Mb Floppy Disk Drive. I thought I had it tough with publishing this newsletter and operating N.I.A.D., but I can only imagine all the sleepless nights endured by Mark due to his incredible desire to produce numerous ADAM hardware products that are not only very affordable, but also of amazing quality.

If there was an award for ADAMite of the year, Mark would win in a landslide. He has taken up support of a computer that many were starting to write off and has injected new life into it with all his tremendous line of released and soon to be released products. He has a lot of people, including myself, asking themselves "What's next?". Hmmm, let me think...

Since it is not possible for myself to write in depth workshops each and every month covering different types of ADAM usage, I am sending out an S.O.S. for help that will benefit all ADAM users. What I need to know is if there are any volunteers who would be willing to take on the responsibility of writing a monthly workshop on different aspects of ADAM usage: telecommunications with ADAMLink and or CP/M software, database work with SmartFILER, word processing with SmartWRITER or SpeedyWRITE, graphic design with PowerPAINT or any other topic you might think would be beneficial to start workshops on in the newsletter. Don't be shy, as many people who have learned in the past, writing articles on computer usage is not only beneficial for the reader but also ends up being beneficial for the writer. If you are willing to take up the challenge, please contact me via mail or phone so that we may further discuss this. Also, as an incentive, you will receive a free membership!

New product releases include, RoboTHIEF by Pitman Software and we have added four more public domain volumes: U.K.A.S. MINI-REVIEWS Vol. #1 and #2, ADAMCALC ANDV Vol. #5 and R.I.D. TEST. Last, but not least, we have released a new book for the ADAM which was compiled by Terry Kayser and myself. This book, N.I.A.D. YEAR IN REVIEW: 1985, contains all the reviews published in 1985 and is laid out in the newsletter two column format. Read on for further details.



NIAD NEWS & UPDATES

⇒ N.I.A.D. has completed the first in a series of books, N.I.A.D. YEAR IN REVIEW: 1985, which covers product reviews of ADAM products (hardware, software, supplies and miscellaneous items) which were published in the N.I.A.D. Newsletter. This 32 page book contains all the reviews of ADAM products which were included in the January 1985 #1 through December 1985 #12 issues along with a detailed index that lists the manufacturer, the reviewer's name, the month reviewed, and the current availability of the product. Coming soon will be books covering reviews from the years 1986 and 1987. If you do not have all the backissues of the N.I.A.D. Newsletter, this is the perfect way to get detailed information about older programs which may not be discussed much anymore. N.I.A.D. YEAR IN REVIEW: 1985 retails for \$9.95.

⇒ The N.I.A.D. PUBLIC DOMAIN LIBRARY is growing in leaps and bounds as you can see by the listing on page 21. This month we have added four new volumes: U.K.A.S. MINI-REVIEWS VOL. #1 & #2 - which is a two disk or two data pack SmartFILER database compilation of mini-reviews on ADAM products that is vastly updated over the old database that was available under the same name. ADAMCALC ANDV VOL. #5 - which is a series of ADAMCALC tutorials that walk the ADAMCALC user through the creation of spreadsheet formulas (this volume is also being printed in the newsletter over the next couple months). Lastly, R.I.D. TEST - which is Coleco's own test software for the 5 1/4" 160K Single-Sided Disk Drives. All the above volumes are reviewed in-depth in this newsletter. Don't forget to look over the public domain listing on page 21 for a wealth of other ADAM programs which cover all types of computer usage from entertainment to utility to productivity, etc.

⇒ MICRO INNOVATION'S new ADAMnet FLOPPY DISK DRIVES have yet to make their way into our hands, but word is that a number of other ADAM vendors have received their orders recently and we should have received ours by the time you have this newsletter in your hands and all backorders will have gone out. Some last minute changes were again made to the final design which include the usage of a Power Cube to furnish all the voltages required (this makes the drives run much cooler since no power supply section is used like the Coleco disk drive) and a power light and switch have been added to simplify usage. Introductory pricing which has been set at \$199.95 for the 5 1/4" 320K F.D.D. and \$249.95 for the 3 1/2" 720K F.D.D. are still valid, but these prices will soon expire and be raised to \$224.95 and \$274.95 respectively. So if you are in the market for a disk drive, get your order in now since we do not know an exact date for the price increase yet. The 3 1/2" 1.44Mb ADAMnet High Density F.D.D. is still in the planning stages and will not be available for some months to come, probably after the ADAMnet Hard Drive. We will keep you posted on the progress of this product.

⇒ MICRO INNOVATIONS has also informed us that the PowerMATE H.D. L.C. (40Mb Hard Disk Drive), which was projected to sell at \$299.95, has been raised to \$399.95 due to increased production and supplies cost. However, to compensate for the increase, M.I. is planning on supplying the interface board that plugs into slot #2 with not only a Parallel Port and Addressor circuitry, but now also the BOOT EPROM for the Hard Drive and an open socket which will accept a NO-SLOT CLOCK. The original interface which was to be included consisted of an open socket for the optional boot eprom, but to actually bring the Hard Drive on-line you would have had to load a software program. Now that software is included on the boot eprom so the hard drive is on-line once you turn your system on (great time saver). The socket for the no-slot clock is tentatively planned to be compatible with the Trisyd Video Games' SmartCLOCK CHIP. As you can see, the PowerMATE


H.D. L.C. has been going through many changes and possibly more changes are on the horizon. We ADAMites are very fortunate to have Mark Gordon working so hard for us in trying to bring about the best and most complete hardware for our usage. Let's show our appreciation by supporting his company, not only via purchases but also by spreading the word to other ADAM owners about his products. In a little over a year, Mark has shown that he is the foremost hardware producer the ADAM currently has and possibly ever has had.

⇒ MICRO INNOVATIONS has also made two further announcements concerning hardware projects. First, the development of a DUAL SERIAL PORT INTERFACE which will be available in the near future. The interface will plug into Slot #1 (where the ADAMLink Modem plugs in) and provide for the ability to attach an external modem, 80 column terminal or other serial devices. Unlike the M.I.B. 2, this new dual serial board will be 100% compatible with the EVE / Orphanware serial cards which means that CP/M or TDOS software will not have to be patched to access the serial ports and ADAMLink III+ will be completely compatible with it. Also, unlike the M.I.B. 2 which gets it's power through adaptors attached to the printer power supply cable, this new board will generate it's own power. The M.I.B. 2 will still be available for \$74.95, but may be phased out depending on the success of this new board. Second, due to a lack of interest shown from the ADAM community, the ADAM to IBM PC bridge product has been relegated to the lowest priority of products in development. If you are interested, please let us know so that we may inform M.I.

⇒ ELLIOT REPAIR has supplied us with a revised repair price sheet for ADAM equipment that they currently service. All repair are subject to additional charges for parts and shipping. The following items will be repaired for \$5.00: 64K Expander, Parallel Interface, Coleco Power Supply, AutoDialer, Addressor Card. The following items will be repaired for \$10.00: ADAMLink Modem, Keyboard, Data Drive, EVE PS-1 Power Supply. The following items will be repaired for \$15.00: Logic Board, Game Board. The following items will be repaired for \$25.00: ADAM Console without drives, Disk Drive. For repairing add-on modules, printers, monitors, or other computerized equipment not listed above - write for a price quote for the items you need repaired. For further assistance write to: Dan Elliott - Rt. 1, Box 117 - Cabool, MO 65689 or call (417) 469-4571 everyday 8:00 AM til 8:00 PM CST.

⇒ RoboTHIEF, Pitman Software's much anticipated game, has just recently been released and is now available for \$19.95. RoboTHIEF is the sixth entertainment package released by Steve Pitman specifically for the ADAM and easily is the most impressive entertainment package to come along in a while. RoboTHIEF is written entirely in machine language, offers 30 play screens, password entree which allows one to start a new game on the level of their desire (as long as you have completed a level previously), tremendous game play, graphics, sound and it loads into memory all at once without the need for a memory expander! Not to mention that it is the HARDEST game I have played on the ADAM. This is definitely a must have for the gamers in all of us. See the review contained herein. Strategy tips are sure to follow!

⇒ ADAMCON 03 continues to be one of the most talked about events of 1991. For those of you who haven't heard yet, ADAMCON 03 will be held August 1-4 in South Bend, Indiana and many people have already committed to attending. For the most up-to-date information on ADAMCON 03, see the article by Dean Roades herein or write to: Dean Roades - 8522 Hohman Ave. - Munster, IN 46321. Or call: (219) 836-8646 for further information or to receive flyers.



LETTER TO THE EDITOR

Dear N.I.A.D.,

I have a question related to my ADAM system that I hope you can answer.

I work in a government office that uses a wide range of personal computers with the main system being an IBM PC. I would like to be able to bring some of my work home or do some additional work at the office. The problem is the incompatibility of the systems. Somewhere I read, either in a N.I.A.D. Newsletter or a PC magazine, that there is hardware and/or software available to make my system and the ADAM compatible. Is that true? I really do not want to purchase a whole new system if I can make my ADAM compatible with the IBM's at work.

Please let me know exactly what I need to make my system compatible and if the hardware and/or software is available through N.I.A.D. I really do enjoy my ADAM and am planning to take some college courses in computer language and the use of some of the software.

Thank you for your time and help.

Sincerely,
John F. Orgler

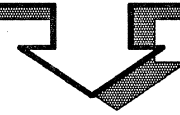
Dear John,

The answer is YES! There is a software program called "THE ADAM CONNECTION" which allows for some compatibility between the IBM and the ADAM. The ADAM Connection is an IBM MS-DOS program which allows the IBM to read from or write to the ADAM 5 1/4" 160K or 320K disk formats. This means that you can take ASCII files from one computer and transfer them to the other and vice versa. When I say ASCII, I mean standard text files such as from SmartWRITER, SpeedyWRITE and SmartBASIC files and so on. You can also take an IBM ASCII file and convert it to an ADAM ASCII file. What you can't do, however, is transfer an actual program from one computer to the other and use it. This is not possible and never will be. So if at work you are working with a word processor, you can use The ADAM Connection to convert the file that you have created (make sure to save it as an IBM ASCII type file) to an ADAM disk and then take it home and do further work on it in SmartWRITER or other ADAM word processor. The next day you can take the updated ADAM file back to work and convert it back to an IBM ASCII file and continue work on it there. One very important fact to remember is that the IBM must have a 5 1/4" 360K DS/DD floppy disk drive. The 5 1/4" 1.2Mb DS/HD floppy disk drives which are very popular amongst IBM systems are not compatible with The ADAM Connection as well as 3 1/2" drives. The ADAM Connection will also perform other functions on the IBM which benefit the ADAM owners such as the ability to format disks on the IBM for use on the ADAM and also the ability to copy ADAM disks. These later two functions will save your ADAM disk drives from additional wear and tear.

While there have been a number of fly-by-night ADAM companies who said that they were developing hardware to make the ADAM into an IBM compatible machine, nothing ever materialized and never will. So ADAM owners are relegated to using ADAM made programs and will never be able to use programs made for IBM compatible machines.

SPRING FEVER SPECIALS

Effective April 10, 1991
Limited stock available on some items



(D) = DISK (DP) = DATA PACK (CART) = CARTRIDGE

NEW PRODUCTS

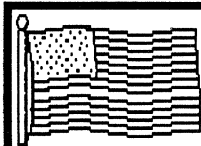
- RoboTHIEF by PITMAN SOFTWARE (D/DP) \$19.95
- N.I.A.D. YEAR IN REVIEW: 1985 (BOOK)..... \$9.95
- U.K.A.S. MINI-REVIEWS VOL. #1..... \$6.00-DP \$4.00-DISK
- U.K.A.S. MINI-REVIEWS VOL. #2..... \$6.00-DP \$4.00-DISK
- ADAMCALC ANDV VOL. #5 \$6.00-DP \$4.00-DISK
- R.I.D. TEST..... \$4.00-DISK

COMMERCIAL SOFTWARE

- ADAM BOMB by PITMAN SOFTWARE (D) \$12.95
- ADAM TUTOR by TUTORWARE (DP) \$8.95
- AMERICA AT WAR by A-WARE (DP) \$5.00
- AUTOBACKUP by WALTERS SOFTWARE CO. (DP)..... \$12.95
- BACKUP 3.0 by M.M.S.G. (D) \$7.95
- BASIC SYSTEM MGR. by PRACTICAL PROGRAMS (D)..... \$11.95
- CABBAGE PATCH KIDS: PIC SHOW by COLECO (CART) \$7.95
- CHESS TUTOR I by TUTORWARE (DP)..... \$8.95
- CHESS TUTOR II by TUTORWARE (DP)..... \$8.95
- CLIP-ART VIEWER by WALTERS SOFTWARE CO. (D)..... \$19.95
- COPYCART+ D2.0 by M.M.S.G. (D) \$12.95
- DIABLO by IMAGE MICROCORP (D)..... \$11.95
- DINOSAUR DIG by PITMAN SOFTWARE (D/DP)..... \$11.95
- EASY COME, EASY GO by M.M.S.G. (DP) \$12.95
- FLASH FACTS: FLASHBACKS by COLECO (DP)..... \$5.00
- FORMATTER II by WALTERS SOFTWARE CO. (D) \$7.95
- LINKBUILDER by SUPERIOR SOFTWARE (DP)..... \$12.95
- MIND OVER ADAM by PITMAN SOFTWARE (DP) \$7.95
- MisSPELLER by WALTERS SOFTWARE CO. (DP)..... \$12.95
- RAMBOOT by WALTERS SOFTWARE CO. (D/DP) \$12.95
- REEDY ENTERTAINMENT PACK by REEDY SOFTWARE (DP)... \$9.95
- REEDY SOFTWARE LIBRARY by REEDY SOFTWARE (D) \$9.95
- RoboTHIEF by PITMAN SOFTWARE (D/DP) \$19.95
- SmartBASIC BONANZA by MARTIN CONSULTING (DP) \$7.95
- SmartDSK I by WALTERS SOFTWARE CO. (D/DP) \$11.95
- SmartDSK II by WALTERS SOFTWARE CO. (D) \$11.95
- SmartTERM V1.02 by KEHEO SOFTWARE (D/DP) \$11.95
- SnapSHOTS VOL. I by WIZARD'S LAIR SOFTWARE (D/DP) \$7.95
- STAGE FRIGHT by REEDY SOFTWARE (DP) \$9.95
- STOCK MARKET GAME by IMAGE MICROCORP (D) \$11.95
- STRATOZAP by A.C.E. SOFTWARE (D/DP) \$9.95
- SUPER ZAXXON by COLECO (DP) \$5.95
- THE HEIST by MICROFUN (CART) \$7.95
- U-MATCH-EM by PHOENIX 2000 (DP) \$9.95
- WORLD CAPITALS by PARALLEL SYSTEMS (DP) \$5.00
- ZORAN III by ADAMzap SOFTWARE (D/DP) \$9.95

COLECO / ADAM CONTROLLERS

- EXP. MOD. #2 DRIVING CONTROLLER with TURBO CART..... \$29.95
- ROLLER CONTROLLER with SLITHER CART..... \$29.95
- SUPER ACTION CONTROLLERS with BASEBALL CART \$39.95



ADAMCON 03 UPDATE

by the ADAMCON 03 Convention Chairman
Dean Roads / 463 AUG President



AC03 is beginning to take on a life of it's own. There was talk at AC02 that there may never be another ADAMCON. I was wondering myself, which is why I volunteered 463 ADAM to organize the convention. I wanted to find out for myself if there was really so little interest in the future of ADAM. I am pleased to say that the nay-sayers and doom-and-gloom group were wrong again!

ADAM suppliers from around the continent are pledging their support. People are making plans to be there. The list is growing every day. I really look forward to my mail because there is usually more positive response to our plans for South Bend. The most amazing thing about all of this is that the AC03 registration information was just sent to AUGs, BBSs, and suppliers a couple of weeks ago. People are planning to attend before the release of specific convention information! I am excited about what the response will be after newsletters, BBSs, Vulcan's and others spread the word to all ADAMites.

We already have our first PAID delegate: Norman Castro. Norman will not only attend, but as an ADAM supplier, (his game instruction and newsletter reprints are terrific) he is donating door prize(s), may conduct an information session, and display his wares at the ADAM STORE. Thanks Norman! Now that you have broken the ice, everyone else can start sending in their registration forms.

Norman called the other day and brought up a question about the ADAM Store. It is very relevant to all who will be attending. What do you want to see at the ADAM Store? Norman concentrates on game instruction and newsletter reprints, but he has so many, it's not practical to bring everything. Norman wants to bring what people want. This applies to all ADAM suppliers at the ADAM Store. In order to have the hardware, software and supplies you want, we have to know in advance so the suppliers can bring it. Write, call, or leave me a message on the SLAUG BBS. Better yet, write your favorite ADAM supplier. If he is not already committed to attending, urge him to do so.

I wish I didn't have such a hard time keeping secrets. There are several new and exciting ADAM projects that are in the works. Some will be finished and released before AC03, but South Bend will be your best chance to see these things in action. Other projects are in the works with the idea to unveil them at the convention. MORE! BETTER! FASTER! and right in front of you!

ONLY at ADAMCON 03!

AGENDA: We wanted to remind everyone that the agenda published with the registration form is TENTATIVE! It WILL change. The change will be based on your responses and the availability of speakers. We will make every attempt to secure speakers for the topics you want. The expected change also means that some of the sessions listed will NOT be held. Please remember that if only a few people select a session, it will be pulled in favor of one that is more popular. Some of your early selections will be eliminated. Keep in mind that it will only be done in favor of the majority.

Feel free to suggest other topics or ideas. One that comes to mind is to eliminate the breakout sessions and have a series of product demonstrations. Other ideas?

It is our intent to ask the session leaders to prepare handouts. This may be an outline, or some other form. Keep in mind, the session leaders are ADAMites just like you. Their efforts are all volunteer. To ask them to supply copies of their presentation at their own expense is a lot to ask

for. We will try to prepare these copies at convention headquarters if time and finances permit.

TRANSPORTATION

Just about every means of transportation will get you to South Bend (I'm not sure if there are any rivers nearby, so canoes may be out). Amtrak has a terminal, Greyhound has a terminal, the Indiana Toll Road runs right through South Bend. The Michiana Regional Airport is just 7 miles from the hotel, and there is a hotel courtesy bus that will pick you up. Many airlines service Michiana, but with all the mergers and bankruptcies, my list may not be up to date. Here is that list: American Eagle, Continental Express, Delta Connection, Midway Connection, Northwest, Trans World Express, US Air Express. Most, if not all, are connecting flights from the major airports in Chicago, Indianapolis, Cleveland, and others. You will certainly need to change planes if you are traveling from Florida, California, or other distant points.

Amtrak's toll free number is 1-800-USA-RAIL. Greyhound does not have a national phone number, so look them up in the Yellow Pages under 'BUS'. Whether you are traveling by air, rail, or bus, your best bet will be to contact a local office in your area for specific travel information.


Don't overlook carpooling. Many ADAMites will be driving to South Bend. I expect several people from St. Louis will be sharing the ride. Another idea is to pickup someone along the way. For AC02 I had planned to meet someone from St. Louis and ride the rest of the way with them. At the last minute he was not able to attend, so it didn't quite work out, but that's the idea. I will try to keep you updated on who has registered so you can contact them if something can be arranged.

The most important thing is: ATTEND and encourage others to attend. It's the best thing you can do to keep your ADAM alive for many years to come. People thought ADAMCON 01 would be a fluke, never to be repeated. Then there was ADAMCON 02. Again, the un-informed said it would be the last. I have seen the excitement building in the few months we have been planning ADAMCON 03, and I can tell you, it's for real. There is even talk about ADAMCON 04! Be a part of this support for our poor orphaned computer, come to South Bend in August and meet the best group of people in the world - ADAMites!!

THINGS TO DO

Most ADAMites shy away from the light of day during ADAMCON, but many also like to see the sights of a new part of the country. There is much to do and see in South Bend so we will try to highlight some of the things. More information is available.

The University of Notre Dame, home of the Fighting Irish, is just a mile away. St. Mary's College is also very close. Both are beautiful and have tours available. The Studebaker Museum holds over 100 carriages, wagons, cars and trucks. From the Studebaker family's Conestoga wagon to the last Daytona hardtop, this museum was once the company's largest dealership. South Bend has other attractions. From the Potawatomi Park / Zoo and Botanical Gardens, to East Race Waterway, the only artificial whitewater course in North America, where world class kayak and canoe competitions are held. If you have a car at the convention you can get to Chicago (1-1/2 hrs), Indiana Dunes State Park (45 min.) or the heart of Indiana's Amish country, Shipshewana (45 min.). Camping is available at Potato Creek State Park (13 miles), and Spaulding Lake Campground (6 miles) in Michigan. I have camped at Potato Creek, it's very nice.



The ADAM News Network (A.N.N.), which brings you the A.N.N. monthly information disk / ddp service, the ADAM Expert Panel, Support for new AUGs, the ADAM Gallery of Honor, a combined mailing list of all ADAMites' projects, now is happy and proud to announce a new major project... the publication of the ADAM SURVIVAL GUIDE.

The ADAM SURVIVAL GUIDE will be an ADAM General Information Desk Book containing all you need to Survive with our orphaned ADAM along with hints on how to find other information you might need.

Our preliminary plans have undergone several revisions and continue to be revised in our attempt to publish what can prove to really be an ADAM survival guide.

The ADAM SURVIVAL GUIDE will have 34 separate chapters on such subjects as important addresses, service / repairs, user groups, ADAM books, newsletters, dealers, software, hardware, graphics, CP/M 2.2, TDOS, SmartBASIC V1.0 and V2.0, SmartLOGO, games, SpeedyWRITE, MIDI, etc. We will have approximately 200 pages of ADAM information.

Chapter Editors include: Tom Keene, Dean Roades, Rich Clee, Ron Mitchell, Phil Kosowsky, Eric Danz, Ron Collins, Bart Lynch, Guy R. LaForest, Guy Cousineau, Peter Hartzler, Bob Blair, Rich Lefko and several others.

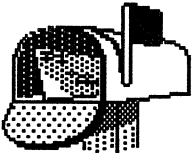
To be available no later than August 1st, 1991 at ADAMCON 03. Price is still to be determined as we are still obtaining printing costs. Printing costs for 200 pages are large (The 1986 ADAM Resource Directory consisted of 84 pages and cost \$13.95. The ADAM Survival Guide will be approximately 200 pages, or 2 1/2 times as large and we are attempting to keep the cost under \$20.00 plus shipping / handling.

Profits, if any, are to be used for future A.N.N. / ADAM projects (will go back into furthering ADAM usage). When you write to or buy from an ADAM Dealer, ask them to advertise in the ADAM SURVIVAL GUIDE and to support it. Several other publication efforts are being considered but will depend on the success of the ADAM SURVIVAL GUIDE. Your support is certainly appreciated.


As usual, A.N.N. projects are still being handled by a small group of volunteers at their own expense, costs and time. We always need and welcome volunteers to work on A.N.N. projects from things as simple as typing hardcopy printouts to disk or data pack, sending out form letters to more technical and detailed endeavors.

If interested in working on A.N.N. projects please contact me, giving me some information on your background, ADAM setup, ADAM interests, ADAM / computer skills, if any, etc.

Let's keep ADAM and A.N.N. alive by supporting the ADAM SURVIVAL GUIDE.



Barry Wilson
904 No. Warson Rd.
St. Louis, MO 63132



Micro Innovations is pleased to introduce another new line of enhancement products for the Coleco ADAM Computer - the ADAMnet Floppy Disk Drives. Delivery is scheduled to begin in February of 1991. The line contains two basic models: a 320 KiloByte 5.25 inch unit and a 720 KiloByte 3.5 inch unit. Several variations of each model will be available.

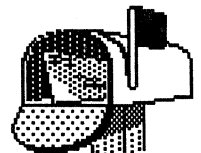
The drives come complete with external power cube and connecting cable and are ready to plug in and operate. The power cube plugs in to the back of the drive and uses standard 120 volt AC house current. The connecting cable is a 6 wire telephone cables and allows the drive to be plugged directly into the ADAMnet connector on the side of the ADAM or into another floppy disk drive's "ADAMnet Output" connector. The drive does have an ADAMnet output connector to allow a second ADAMnet drive to be plugged into it.


No software is provided with the drive as it is totally compatible with the Coleco drive. However, public domain software, including TDOS, is available from the Micro Innovations Bulletin Board System, at (703) 264-3908, for those who want or need it. The Micro Innovations BBS operates from 6:30 PM to 6:30 AM, Monday through Friday, and 24 hours a day on weekends and holidays. Please do not call the BBS number during the day (8:00 AM through 5:00 PM) during the work week as the BBS will not be up and the line is used for another purpose during that time.

The two drive models are available in several variations. Unless specified differently at the time of order, the 320 KB 5.25" drives will be shipped with a standard 320 KB Double-Sided Double-Density PROM. This drive can read 160 KB, 254 KB, and 320 KB formats. The unit can also be delivered with a 360K IBM-compatible format, if desired. Although this version stores more data than the standard 320 KB version, it cannot read or write the ADAM formats. The standard 720 KB 3.5" drives will be shipped with an E & T Software compatible PROM installed. This model can also be delivered with an Orphanware compatible PROM, if desired. There is no extra charge for the substitution of an alternate PROM, as long as it is identified at the time the order is placed.

Introductory pricing is set at \$199.00 for the 320 KB unit and \$249.00 for the 720 KB unit. The drives are available directly from Micro Innovations or from other dealers: ADAM'S House, N.I.A.D., ADAMLink of Utah, and The ADAM Connection. Other dealers are expected to be added to the list. Please check with your favorite ADAM dealer to see if he or she carries the drives. If your dealer does not carry the drives, please have him or her contact Micro Innovations to sign up as a dealer. Micro Innovations is open for business from 6:30 PM through 9:30 PM, Monday through Friday. An answering machine takes messages at all other times. The Micro Innovations voice line also has a FAX machine connected to it. Orders can be placed by voice during the normal office hours or by leaving a message on the answering machine or by FAX or BBS message at other times.

Micro Innovations
12503 King's Lake Dr.
Reston, VA 22091






WHY MODEM?

Why do I need a modem anyway?

by Ronald Collins
from the A.W.A.U.G. B.B.S.



"Where did you get THAT program from?" the guy asked me. I had to chuckle a bit because this same guy ALWAYS tells me he has "no need for a modem!" When he can't get a program to run and needs help.... here he comes (grin)! When the program he bought "just doesn't do what I got it for".... here he comes (grin)!

I'm not a miracle worker and I'm not the world's best hacker either. This guy just THINKS I am! Where do I get all those hard to find answers? Where do I find all the programs that he THOUGHT he was getting with that last purchase? I get them from ALL OVER THE CONTINENT! The key to my "success" is my MODEM! Yep... the same little box my friend always insisted he would never need or have any use for! Are YOU like my friend who has no reason to get a modem?

To be honest, most of the software available today for the ADAM is pretty good stuff. Most of it is also machine specific. That means it was written FOR the ADAM and no other computer. Because of this singularity of design, the software you see advertised in the various catalogs and user's group newsletters will generally know about all the different pieces of hardware you may or may not have hooked up and will also know how to use them to fullest advantage.

Programs of this type will probably have super color graphics and even use your SmartKEYs to make them easier to use and enjoy. All of this graphics programming takes a good while to "get just right" and get working smoothly. The programmer may well have spent months making it what it is today... so don't try to ruin all of his or her hard work by passing the program along to your friends. If we want to see MORE programs come out for our system, we must be prepared to support those who write them by being willing to PAY for it if it's what you really want.

Now, suppose the program you just bought doesn't yet HAVE that special feature you wanted it to have. What if you can't even BUY a program for the ADAM with that feature? Are you STUCK? Not a chance! There are more programs out there that will run on an ADAM than are commercially available. Many programmers do their work on one or two small routines for specific purposes.

A good example of this would be Alan Neeley's ACHAT.BAS program. Alan wanted to write a new modem program that would: 1) RUN UNDER SmartBASIC and 2) SUPPORT XMODEM FILE TRANSFERS. By working at it alone and in his spare time, he has managed to come up with a very slick little program that can do both quite well. The new program, however, is NOT for sale in any business catalog. It IS available for FREE though.... if you have a modem! You can call Alan's A-NET BBS (or one of the many that run his software) and simply download it. You could even call CompuServe's enormous commercial BBS facility with it's extensive ADAM EOS and ADAM CP/M sections! While on CompuServe, you can read the latest news from around the country and maybe even download some other slick program you might find there.

By calling (B)ulletin (B)oard (S)ystems (BBS's) around the country (yes... and even in CANADA!) you can have access to many hundreds or even thousands of programs that were never offered for sale! Some programs, once fairly expensive commercial packages, have even been released to the (P)ublic (D)omain (PD) and can be found on these boards. Remember, these are all ADAM specific programs that, without a modem, you will probably never see or hear about! WHAT A LOSS to someone who wants to keep their ADAM alive today!

For those of us who have begun to find out the COST of those graphics oriented EOS programs, there is yet another avenue. It is true that the EOS software you might find commercially or on a BBS some place are colorful and easy to use. The trade-off for these color graphics however, is in power and features. It takes a great deal of computer memory to handle all of that color and sound. Since our system is limited to 64K, we must make the most of what we have. Long ago, other 64K computer owners realized this and came up with a solution.

The solution was an operating system called CP/M. Please don't be turned off or intimidated at the slightest mention of CP/M as it is almost invisible to those using it. There isn't anything to learn or master about the operating system either. Just put in your CP/M disk or data pack and pull the RESET. Just like you would do to load in SmartBASIC isn't it? Well, just like a BASIC program needs to have SmartBASIC in memory, CP/M software wants you to have CP/M loaded into memory. To run ACHAT.BAS, you would have to type in RUN ACHAT and hit the RETURN key. If ACHAT were a CP/M program, it would be called ACHAT.COM. To run it under CP/M, you would just type ACHAT and hit the RETURN key. All you left out was the word RUN. Hmmmmm, pretty complicated and frightening isn't it? (grin)

All right, now there ARE limits to CP/M software too. It has enormous power and speed capability. It can (and usually does) have more features than comparable EOS software. What it doesn't usually have are color graphics and sound capability. That is the trade-off with CP/M. You have to give something up in a 64K computer environment to get something else. Many programs in CP/M even have SmartKEYS, so you won't lose THAT nice feature. But, what else will you gain by choosing a CP/M program in your next software search? You will be able to run, on your ADAM, almost ANY of the many thousands of CP/M programs written for literally HUNDREDS of different computer systems!

It may be a fact that the features you were looking for when you bought that last program just haven't been written by anyone for the ADAM yet. The features, MAY, however, have been written for some OTHER 64K computer. I have found a great many programs for instance, that have been written for the Kaypro computers and will also run on an ADAM quite as easily! I've transferred data base programs, spreadsheets, word processors and even games over to our format and am running them even now.

A good example of this was when I wanted a program to let me make calendars, signs, banners, stationery, etc. on my ADAM. I had seen two such programs on my friend's IBM (PrintSHOP and PrintMASTER). The programs were nothing short of amazing. He could choose from millions of graphic images and even several styles of print and borders.

That's what I wanted to do on my ADAM! I searched all the newsletter articles I had access to, but there just wasn't anything of this type around anywhere! That's when I quit doing things the normal way and turned on my modem. I called up many of the BBS numbers I had listed but didn't see anything to fit the bill. Sure, there were the occasional BANNER programs and even a program or two to print calendars.... but no combination program to let me do ALL of it and use graphics too! Then I dialed CompuServe. I went to the Computer Club Forum where I entered the ADAM section. It was here that I got an answer.

While reading the messages, I found one between Tim Nunes (the ADAM EOS SYSOP) and Rob Friedman (the ADAM CP/M SYSOP) about a neat program written in CP/M called PrintMASTER. HEY! That's

the one I was looking at on the IBM! Hmmm, what have we here? I began to follow the messages about this CP/M program. It was available for many different CP/M computers and could even work on an ADAM.... IF the ADAM were running CP/M!

That's one of the nice things about CP/M. If it runs on one computer, it will probably work on just about ANY computer that can also run CP/M. PrintMASTER was no exception. Tim had it up and running on his ADAM and simply LOVED it!

I ordered the latest version of Tim's newly found super program (PrintMASTER Plus) a few months later in Kaypro 1 CP/M format. After transferring it to ADAM format and using it, I have yet to find it's equal! Recently, the Walter's Brothers came up with a really nice EOS version of this program called PrintWorks that I would recommend to any of you die hard EOS people. (grin) The PrintWorks does it's job very nicely... but it just can't do all the things PrintMASTER can do and it's no where NEAR as fast as it's CP/M counter part! It took ADAM EOS programmers three years to catch up to the CP/M program I had heard about first on a BBS. I would never have known about this program if it hadn't been for my modem.

When I wanted a more powerful modem program (hey... I never even knew that there WAS anything other than ADAMLink until I started using it to call CompuServe!), I started checking out the BBS's around the continent. I soon found out about SwiftLINK and SmartTERM for EOS and IMP, MEX, KERMIT, QTERM and ZMP for CP/M. Strange, I hadn't read anything about these programs in my catalogs or newsletters. I even found that the CP/M programs were available for FREE! All I had to do was download them! If I didn't have a program that would do downloads, I could just send either of the CompuServe SYSOPs a couple of disks or data packs and they would send them back filled with PD modem software! WHAT A DEAL!

It's been several years now since I first got it into my head that if I wanted to keep my ADAM I had better get a modem. I have found thousands of dollars worth of software... much of it once commercial packages now released to PD.... that I can and do run on my ADAM. I have met many new friends and learned of ever more exciting new software and hardware products like Chris Braymen's MIDI-MITE interface and Tony Morehen's T-DOS operating system that will replace CP/M with incredible features. All thanks to my modem.

I first learned of ADAMCON 01 on a BBS with my modem. After flying down to Florida and getting to actually meet a good cross-section of the ADAM community, I was astounded to find out that so few ever even considered a modem as a means for expanding their software library. A great many more don't even subscribe to any newsletters or belong to a user's group.

How then, do the many members of the ADAM world find out what's going on? * THEY DON'T! * If they don't find out from a local user's group then they NEVER find out. If that ADAM group is as good as most of them are, SOMEBODY will have an answer for you. Now... where did the people at the local user's group find out? Well, there's an even bet that some member of the group has a modem and knows how to use it! The main point of this little observation is that if you are dedicated to keeping your ADAM alive over the next few years and you really don't want to have to buy some other computer system, then you had better get a modem. It doesn't matter if your own preference is for EOS or CP/M. If you want to keep up with the latest news and find the latest programs, you can only do it by staying on the cutting edge of information... the modem BBS lines!

If you have any questions or some suggestions for even more reasons to have a modem, you can reach me in the CompuServe CLUB forum, on the Micro Innovations BBS, the AWAUG BBS or on my home BBS in the Cleveland, Ohio area. I hope to hear from you.

SQUEAKY CLEAN

by Rich Lefko

Reprinted from the M.O.A.U.G. Newsletter

With the new year upon us it might be a good time to take a look at our ADAM system, and do a clean up!!

OK, OK, so I hate to clean as much as you do, but I REALLY HATE sending any of my ADAM equipment out for repairs MORE than I hate cleaning, so, buckle down, put on an old shirt, and read on.

Just about the easiest things to clean are the drives! If you have disk drives all you need do is buy one of those (good quality!) disk head cleaning kits. Then all you have to do is periodically follow the easy directions on the box, which usually consists of wetting a cleaning disk with a supplied cleaning solution and inserting it in the drive and running that drive for about 30 seconds. I usually engage the drive by pulling the reset switch or trying to write to the drive. Either way works.

The Digital Data Drive (DDD) are a little more difficult to clean. Years ago Coleco sold their "Accessory Kit" which had a small bottle of DDD cleaning solution and some swabs to do the job. Reading the bottle revealed that it simply contained Isopropyl Alcohol. So I went out and bought a bottle and I use a Q-Tip to swab it on the DDD head. All you need do is moisten the tip and run the head, gently, with it. If it comes out soiled, dip another Q-Tip in the alcohol and rub the head again. Repeat this process till the Q-Tip comes out clean! Always wait a few minutes to allow the head to dry before placing a DDP in the drive. The ADAM manual suggests cleaning the head after 40 hours of use, or if you are experiencing difficulty in reading information from DDPs.

No matter what kind of printer you have, you will need to clean it, too. I own an ADAM SmartWRITER as well as a Panasonic Dot Matrix printer. I use the same print head cleaning kit on both. It consists of a special paper that you saturate with a supplied cleaning solution, usually alcohol, that will not damage your roller (platen). Once you've saturated the paper, you place the paper in the printer, remove the ribbon, and activate the printer. I usually send some long-winded Barry Wilson article to the printer and just let the paper do it's work. The paper is reusable. There are other Daisy Wheel kits that come with brushes so you can scrub the wheel on any build-up.

After that, I clean the screen on my monitor with a static-free cleaner and a soft cloth. Always spray the cleaner on the cloth, NOT the screen itself. I also wipe down my keyboard with the cloth. Now comes the clever part!! You know those little vacuums they sell so you can vacuum out small places? Well, I don't have one of those and didn't feel like spending the \$20 they want for one so I did this. I have a Dirt Devil, (I guess a Dustbuster would do as well), and I take the "crevice tool" (that's the long thin attachment) and I stick a drinking straw in the end and tape around the entire opening so air can only be sucked through the straw! I use this to vacuum out both my printers, keyboards, and I also take the top off the memory console and vacuum out any dust that has fallen through the cooling slots! Be careful in the memory console. If you have memory expanders or other plug-in boards, you should probably stay away from these or remove them first.

Lastly, I take a cloth and spray it with silicon and I wipe the rods that my print heads ride on in both printers! Be careful to NOT touch the attached cables!

I (try to) go through this ritual once every 1 1/2 months and have NOT had any mechanical problems since I started! (They will probably start right now, since I said that!). Your ADAM is now "squeaky" clean!



WHAT IS ADAM FORTH?

More Design Features of FORTH

by Thomas Gilmore

Reprinted from the U.K.A.S. JOURNAL



MINIMUM ERROR HANDLING

This is not a plus in everyone's eyes, especially at the beginning, but at least there are interesting trade-offs. You can write your own interrupts and error handling as you need it, when you need it (particularly when debugging), and then remove what you don't need and get maximum speed. For ADAM owners starting out, it usually means a LOT more system crashes and "computer resets" than they might like.

NATURAL LIST PROCESSOR

The FORTH word " ' " (pronounced "tick") allows a great variety of "pointers" used in AI programs. FORTH is in fact a natural list-processing language, usable for exploring computing problems which otherwise require a special language like LISP or PROLOG, neither of which, to my knowledge, is yet available for the ADAM.

LEXICONS (VOCABULARIES)

Facilities are provided which allow, even encourage, the development of your (or a users) special vocabulary for a "real world" problem. In other words, the user does not have to conform to pages and pages of a manual written for everyone's problems -- a FORTH programmer, working with a user can make the computer talk the USER's own language!! It takes a lot of learning, some experience, and (often) many tries, but it can be done.

"SHADOW" SCREENS

I have not taken the space to show any example of it in this series, but the FORTH editor allows an easy pairing of a screen for documentation with another screen of code. FORTH itself is completely documented in this way. All you need to do to go back and forth on-line is "A L" (Alternate List);

TRANSPORTABILITY

Particularly if you stay within the FORTH-83 standard vocabularies, all of your own words and programs can be quite sure of running on that bigger, faster machine you will move to some day.

5 list

SCR #5 6.blk

```

0 \ ticket-seller setup and utilities 07Mar87tcg
1 Next line sets up the "tix" & "price" tables and sets values
2 create tix 24 allot tix 24 erase create price 40 , 30 , 20 ,
3 \ Offsets for "tix" table now set up for market & seat price
4 0 constant MIL ( Milwaukee ) 8 constant MSP ( Minneapolis )
5 16 constant OMA ( Omaha )
6 0 constant $40 2 constant $30 4 constant $20
7 create city ( variable to hold addr start address in "tix" )
8 : market ( S n - d )
9 tix + city ! 0 s>d ;
10 : sold ( S d n2 n3 -- d )
11 2dup city @ + +! price + @ um*
12 3 spaces 2dup 7d.r d+ ;
13 : summer ( S d -- d ) spaces 8 0 do ascii - emit loop ;
14 : add ( S d -- )
15 summer cr 16 spaces 7 d.r ; ok

```

Lines 0, 1, and 3 are completely comment lines. Line 2 and line 4 to 7 set up a 3 by 4 storage table, as if it had columns for cities and rows for each seat category. 24 bytes are reserved, since we need TWO bytes per data cell. {"n" represents a default, 16-bit number on the data stack; "d" represents a double-number, or 32-bit size.]

Lines 8 and 9 define the first word for our user. It takes the market name (abbreviation) that he provides, converts it to a numerical offset, finds the address of the "top of the column", stores it in the variable "city", and sets up a double-size zero on the data stack.

Lines 10 to 12 do most of the real work: duplicates are made of both the number sold and the category, the number sold is added to what's already in "tix" table (0, in this version), the dollars are calculated, du'd; printed out, and added to the total ["d"].

Lines 13 to 15 define the last 2 words to show the total dollars for a city. And here's what it looks like when you compile it, and check the results in the updated "tix" table:

5 load ok			
MIL market ok			
600	\$40 sold	24000	ok
300	\$30 sold	9000	ok
200	\$20 sold	4000	ok
add		-----	
		37000	ok


MSP market ok			
500	\$40 sold	20000	ok
400	\$30 sold	12000	ok
100	\$20 sold	2000	ok
add		-----	
		34000	ok

OMA market ok			
70	\$40 sold	2800	ok
80	\$30 sold	2400	ok
90	\$20 sold	1800	ok
add		-----	
		7000	ok

This public domain version of FORTH-83 was made possible through the original authors, Henry Laxen and Mike Perry of Berkeley, CA, the providing of a Z100 version by Fred Olsen, leader of the Minnesota FORTH Interest Group, and the CONVERT program of Sage Enterprises.

This is the last article of this series on FORTH. I've enjoyed bringing it to you, and hope some of you have by now immersed yourself in the new, wide-open world of FORTH on your ADAM computer.

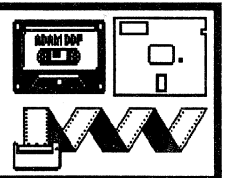
Editor's note from Keith Marnar: FORTH is a language that offers the programming ease of BASIC with most of the speed associated with MACHINE LANGUAGE. I will produce just one more article to summarize and recap, but using snippets of articles from various other magazines and manuals. This will give a broader view of the language and, who knows, might inspire some serious FORTH programs for us all to enjoy.



TECHNICAL WORKSHOP

Coleco's Disk Drive Test Software

by Phil Kosowsky



The most useful disk drive software that Coleco made that the average person can use is R.I.D., which stands for Recording Interchange Diagnostics Test, and is now available in the N.I.A.D. Public Domain amongst others. To get started, boot SmartBASIC V1.0, then place the R.I.D. disk in your disk drive. Note, you must have a write protect label on the R.I.D. disk. Now type < RUN HELLO >, hit < RETURN > and sit back and watch.

The following will appear on the screen and the test will start and run through all procedures automatically by itself. You do not have to perform one single task once you have started the program. Keep in mind that R.I.D. was developed for use with Coleco's 5 1/4" 160K S.S. / D.D. Disk Drives (320K and 720K drives may not test accurately)

COLECO GOLD STANDARD RECORDING INTERCHANGE DIAGNOSTIC

WRITE PROTECT TEST:

The disk drive tries to write to the disk. Since the disk has a write protect tab on it the drive should not write. After the test is completed either passed or failed will appear on the screen. One more thing for some reason, if you are not using the Adam printer this part of the test will fail. If this part of the test fails then the test is ended so in order to use this software you must use the Adam printer.

DISK DRIVE SPEED TEST:

This test the speed of the disk drive then displays the results. If the speed is right on it will show correct. If the speed of the drive is off, the word slow or fast will be displayed. If the speed is greater then 2 percent off then this part of the test will fail. This part of the test is great to use when adjusting the speed of your disk drive.

ABSOLUTE TRACK POSITION TEST:

This test checks to see if the absolute track alignment is within tolerance. The results will be displayed on the screen as passed or failed.

TRACK TO TRACK TEST:

This checks to see if the tracks alignment is within tolerance. The results will be displayed as passed or failed.

MOTOR HYSTERISIS TEST:

Again this is a passed or failed test.

TUNNEL ERASE TEST:

Again this is a passed or failed test.

HEAD AZIMUTH TEST:

This checks the azimuth alignment of the read / write head. The results will displayed as passed or failed.

SIGNAL TO NOISE TEST:

This checks to see if noise is within tolerance. Again this is a passed or failed test.

DRIVE CLAMPING TEST:

This checks to see if the drive is within tolerance or needs adjustment. Again this is a passed or failed test.

If you disk drive passes all of the above test, and hopefully it will, the following will show up on the screen.

THIS DISK DRIVE HAS PASSED ALL GOLD STANDARD TESTING!

If you do not receive this message, than more than likely you're disk drive will unfortunately need to be repaired. Repairs on disk drives and other hardware is offered by myself and other ADAM firms across the country and in Canada.

Two more things need to be tested that the R.I.P. software does not test for. The first, just store a SmartWRITER file on a blank disk and then retrieve it. The second thing to check is the AdamNET outlet for the second drive. This can be done by storing a SmartBASIC file on the second disk drive or by using Coleco's disk drive read / write cartridge. This cartridge will read / write to a blank disk in the second drive while checking for: data compare error, checksum error, media not found, block # error and write protect error. All of these tests are pass or fail.

This technical column has been provided by KOSOWSKY'S ADAM REPAIR as part of it's continuing support for the ADAM COMPUTER. This column will be published in both the A.N.N. & NIAD newsletters on a bi-monthly basic. Reprinting is allowed but must be reprinted in its entire length unedited unless express written permission is given by Kosowsky's Adam Repair. While all information is believed to be true, neither Kosowsky's Adam Repair, Phillip Kosowsky, NIAD, A.N.N., any Adam Newsletter or BBS using or presenting this information, nor the officers, agents, employees, or members of any of them, make any representations or warranties, expressed or implied, as to the accuracy, safety, or utility of any material or information herein contained, either by interpretation, use or misuse. Further, those above mentioned accept no responsibility for any losses or damages, direct, indirect, incidental or consequential resulting from the application, use, misuse, interpretation, etc. of the information and material contained herein.

If you have a problem with any Adam Computer equipment write to Kosowsky's Adam Repair and send a SASE. I will write back and also address some of the letters in this column.

Send To:

KOSOWSKY'S ADAM REPAIR
6067 JERUSALEM DRIVE
CICERO, NEW YORK 13039

Or call:

(518) 699-6456
M-F 6:00PM TO 10:00PM
SAT & SUN 10:00AM TO 10:00PM

FLAT REPAIR FEES for CPU, Printer, ColecoVision, Single Sided Disk Drives, Keyboard, Roller Controller, Driving Wheel Controller, Super Action Controller, Data Drive, or Power Supply. Also available software, hardware, supplies & parts. Send SASE for free listing.

DEALERS or REPAIR CENTERS may call or also send for Dealer's Catalog of Coleco software, hardware, supplies, parts, & complete Adam Systems.



ADAMCALC WORKSHOP

Learning by Doing

by Nick Lukach



This course is designed around the idea of retracing or re-doing a model spreadsheet that is already on the ADAMCALC data pack. If you wish to receive the entire "Learning ADAMCALC By Doing", it is available in the N.I.A.D. Public Domain Library under the ADAMCALC Volume ANDV #5.

It is like retracing a drawing using a piece of carbon paper and a blank sheet then tracing the original. Or you can look at it another way like having a mechanic look at a motor with an X-ray machine and trace every nut, bolt, connection and assembly. Sort of learning by doing.

There are going to be very few explanations. The meaning of "R" in the formulas is ROW. The meaning of "C" in the formulas is COLUMN. [R-2,C] means the cell in this column 2 rows above, that is 29,1 (when this file is printed from ADAMCALC).

The procedure of just mechanically following the spreadsheet entries or my directions is the technique that I used for my University studies and later for my Chartered Accountant degree.

I seemed to learn better with my fingers and eyes at first. Later with my brain. Or facts and practice first, then the theory later. Or the way I like to rationalize it now that I am working with a computer... First I enter all the variables I can in my memory; then when there are enough variables my brain will organize them and compute. The answer will come because I have fed my brain enough variables.

By just automatically following the construction of the LoanCost program without trying to understand each step is the way I used to study for exams.

I would get the answers to the previous year's Accountancy exams; then I would copy out each answer in detail. When I came to some thing that I did not understand, I would start studying that; looking in the texts and my courses. In other words, I tried to isolate what I did not know and then I would study only that.

None of my friends agreed with me; but my technique worked well. Later on I refined the idea to the point where I would tackle a job and just go along with it without trying to understand things.

As I went along doing the job in detail, taking it apart, figure by figure, I slowly started to understand. But only after I had memorized enough facts by doing something over and over. Or you could say, "Practice makes perfect!"

You can use this same method with the other model spreadsheets that are on the ADAMCALC data pack and in the manual from pages 113 to 139. At first this may seem tedious, monotonous and uninteresting because it is slow. But after repeating some of the entries and formulas a couple of times, all of a sudden, a lot of things about ADAMCALC will start to fall into place. ADAMCALC is powerful and complex.

Now follow through the step-by-step instructional to the tee and you will be on your way to being an ADAMCALC expert (I hope!).

BALANCE SHEET

pg. 137 of ADAMCALC Manual

NOTE: Any roman numeral represents a SmartKEY to press. Any reference to a page number is in the ADAMCALC manual.

- 1. Load ADAMCALC
- 2. Press VI NO (page 5), leave data pack in drive
- 3. Press VI more until V MANUAL RECALC appears
- 4. Press V MANUAL RECALC ON
- 5. Work with MANUAL RECALC on, otherwise ADAMCALC is slow
- 6. Whenever you are finished entering, MANUAL RECALC to check
- 7. Press STORE/GET
- 8. Press VI GET
- 9. Press DRIVE NUMBER that has ddp or disk
- 10. Press VI DONE
- 11. Directory appears
- 12. Move rectangle to Balance with the arrows
- 13. Press V SELECT FILE
- 14. GETTING appears and later CALCULATION
- 15. The spreadsheet appears: 5 columns, widths of 23, 11, 1, 23, 11
- 16. Rectangle is at 1, 1
- 17. To 2,1 with arrows, Press VI MORE until EDIT CELL appears
- 18. Press EDIT CELL... TEXT shows up
- 19. Little hand appears at C in the formula line (page 5)
- 20. Retype everything over as it is in the formula line then RETURN
- 21. In this case CONSOLIDATED BALANCE SHEET
- 22. Press RETURN
- 23. Rectangle to 2,2, press EDIT CELL, retype EET, RETURN
- 24. Rectangle to 3,1 and press EDIT CELL
- 25. Move hand to (
- 26. Retype the formula line (page 6) as is, RETURN
- 27. Rectangle to 4,1 and press EDIT CELL
- 28. Press Shift and type in 23 minus signs, RETURN
- 29. Rectangle to 4,2 then EDIT CELL
- 30. Shift and type 3 minus signs, RETURN
- 31. To 6,1, EDIT CELL, retype as is, RETURN
- 32. To 8,1, EDIT CELL, retype, RETURN
- 33. To 10,1 EDIT CELL, move hand to C, retype everything, RETURN
- 34. To 10,2, type 1503, RETURN
- 35. To 11,1 EDIT CELL, move hand to A, retype everything, RETURN
- 36. To 11,1 enter 7600, RETURN
- 37. To 12,1 EDIT CELL, move hand to I, retype, RETURN
- 38. To 12,2 type 6930, RETURN
- 39. To 13,1 EDIT CELL, move hand to I, retype everything, RETURN
- 40. To 14,1 EDIT CELL, move hand to O, retype everything, RETURN
- 41. To 13,2 type 3425, RETURN
- 42. To 14,2 type 2354, RETURN
- 43. To 15,2 EDIT CELL, press Shift and type in 11 minuses, RETURN
- 44. To 16,1 EDIT CELL, hand to T, retype everything to end, RETURN
- 45. To 16,2, first formula, add, EDIT CELL (TEXT stays off because it's a numerical entry), retype it as is, RETURN
- 45a. To 18,1 EDIT CELL, retype everything, RETURN
- 46. To 18,2 type 4909, RETURN
- 47. To 20,1 EDIT CELL, hand to O, retype entries, RETURN
- 48. To 20,2 enter 2398, RETURN
- 49. To 21,2 EDIT CELL, Shift and enter 11 minuses, RETURN
- 50. To 23,1 EDIT CELL, retype, RETURN
- 51. To 23,2 EDIT CELL, another addition formula using cell numbers this time, retype exactly as is, RETURN
- 52. Press V MANUAL RECALC to check if you made an error
- 53. To 24,2 EDIT CELL, Shift and enter 11 minuses, RETURN
- 54. To 25,2 EDIT CELL, Shift and enter 11 minuses, RETURN
- 55. Press HOME and UP arrow
- 56. You are at 1,2 move to 6,4
- 57. EDIT CELL, type LIABILITIES and press RETURN
- 58. To 10,4 EDIT CELL, move hand to L, retype all, RETURN

- 59. To 11,4 EDIT CELL, hand to N, retype everything, RETURN
- 60. To 12,4 EDIT CELL, hand on A, retype everything, RETURN
- 61. To 13,4 EDIT CELL, hand to I, retype everything, RETURN
- 62. To 14,4 EDIT CELL, move hand to A, retype everything, RETURN
- 63. To 10,5 enter 1199, RETURN
- 64. To 11,5 enter 5433, RETURN
- 65. To 13,5 enter 2800, RETURN
- 66. To 14,5 enter 1712.50, RETURN
- 67. To 15,5 EDIT CELL, Shift and type 11 minuses, RETURN
- 68. To 16,4 EDIT CELL, retype everything as is, RETURN
- 69. To 16,4 EDIT CELL, retype everything as is, RETURN
- 70. Press V MANUAL RECALC to check
- 71. To 18,4 EDIT CELL, retype everything as is, RETURN
- 72. To 18,5 enter 2000, RETURN
- 73. To 20,4 EDIT CELL, retype everything as is, RETURN
- 74. To 20,5 enter 3800, RETURN
- 75. To 22,4 EDIT CELL, retype everything as is, RETURN
- 76. To 22,5 enter 1000, RETURN
- 77. To 25,4 EDIT CELL, retype as is, RETURN
- 78. To 27,4 EDIT CELL, retype as is, RETURN
- 79. To 27,5 enter 2000, RETURN
- 80. To 28,4 EDIT CELL, move hand to C, retype everything, RETURN
- 81. To 28,5 enter 1712.50, RETURN
- 82. To 29,4 EDIT CELL, move hand to R, retype everything, RETURN
- 83. To 29,5 enter 2354, RETURN
- 84. To 30,5 EDIT CELL, Shift and 11 minuses, RETURN
- 85. To 31,4 EDIT CELL, move hand to T, retype everything, RETURN
- 86. To 32,4 EDIT CELL, move hand to first - and type in minuses then EQUITY and minuses then press RETURN
- 87. To 32,5 EDIT CELL and retype the formula exactly, RETURN
- 88. Press MANUAL RECALC to make sure figures did not change
- 89. To 33,5 EDIT CELL, type in 11 minuses, RETURN
- 90. To 35,4 EDIT CELL, type all as is, RETURN
- 91. To 36,4 EDIT CELL, type all as is, RETURN
- 92. To 37,4 EDIT CELL, type all as is, RETURN
- 93. To 37,5 EDIT CELL, type all as is, RETURN
- 94. Press V MANUAL RECALC to check
- 95. To 38,5 EDIT CELL, Shift and type 11 minuses, RETURN
- 96. To 39,5 EDIT CELL, Shift and type 11 minuses

CONGRATULATIONS

You have successfully copied over and developed a complicated ADAMCALC program by using the APPRENTICESHIP METHOD.

This is the method I was able to use to get my degree as a Chartered Accountant here in Canada.

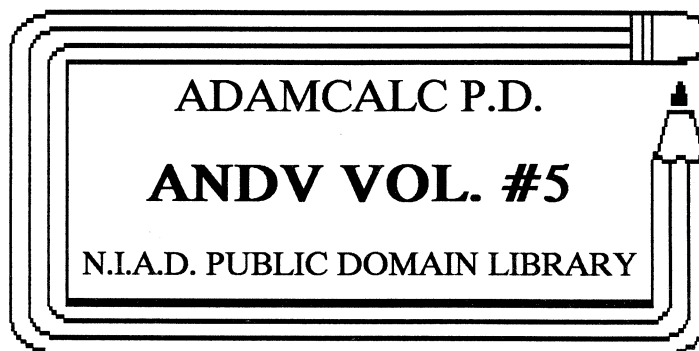
When I got out of the Army after the World War II, I went back to school with the help of the DVA (Department of Veteran's Affairs).

Eventually I ended up enrolled in the C.A. course.

At that time you could go in as an apprentice and work 5 years for a firm of Chartered Accountants and take courses at the same time at night.

Learning by doing, not just the theory alone from the books, but the practical application at work each day. This helped me to understand the theory in the books. Using this idea you can GET the other model spreadsheets and study them cell by cell, entry by entry. Sort of a SPREADSHEET HACKER.

Work back from the program to the Manual. Start at the end first and work backwards. First advantage is that you will basically choose those things that interest you most; so you will enjoy ADAMCALC more. You will have more fun with it, and find it useful at the same time. ADAMCALC is fun and discovery.



- **BEGINCALCA** - General theory and idea behind the course. Load one of the spreadsheets, starting with BALANCE and then retrace it's development cell by cell, retyping each letter and number as you go along. Use EDIT CELL, cursor keys and RETURN. You will end up having actually made a spreadsheet by just following the detailed instructions in the lessons that follow, "LEARN BY DOING".
- **BEGINCALC1** - First tutorial covering BALANCE SHEET, first of 2 spreadsheets that you will recopy letter by letter, number by number, cell by cell. No theory, just do it.
- **BEGINCALC1a** - Continuation of BALANCE SHEET model spreadsheet development.
- **BEGINCALC1b** - Conclusion of BALANCE SHEET model spreadsheet development. Some comments and conclusions.
- **BEGINCALC2** - Load and develop model spreadsheet LOANCOST from ADAMCALC data pack. Letter by letter, number by number, cell by cell retracing of the LOANCOST spreadsheet. Very little theory. Spreadsheet is more complex.
- **BEGINCALC3** - Continuation of LOANCOST study.
- **BEGINCALC4** - Continuation of LOANCOST study.
- **BEGINCALC5** - Conclusion of LOANCOST study. Some theory, more complex formulas and some ideas.
- **BEGINCALC6** - Detailed instructions on how to study all of the remaining spreadsheets on the ADAMCALC data pack and in the manual, very quickly. The IRA.PLAN is a particularly useful and informative program. Excellently set up, it is similar in general idea to the RRSP (Registered Retirement Savings Plan) in Canada. Vital knowledge that every wage earner and every businessman should know in great detail to save income tax and save efficiently for retirement.
- **BEGINCALC7** - Some examples of addition, subtraction, multiplication, division, exponentiation (power of), and roots (find the cube root of).
- **BEGINCALC8** - Some examples of the versatility and flexibility of the SUM formula and the idea of CELL AREA. Print out with rows and columns.
- **BEGINCALC9** - Examples of the 2 most useful COPY COMMANDS: copy to cell and copy to line, referenced to ADAMCALC.

The tutorials contained on ADAMCALC ANDV VOL. #5 will be published in the N.I.A.D. Newsletter in their entirety. The first four tutorial files (BEGINCALCA, BEGINCALC1, BEGINCALC1a, and BEGINCALC1b), make up the ADAMCALC WORKSHOP for the March issue. If you wish to go on ahead with the tutorial instead of waiting for the newsletter articles, pick-up ANDV #5.


```

120 DATA 0, 0, 0, 0, 0, 0, 0, 0, 0, 0, 128, 0, 128, 64, 128, 64
122 DATA 0, 0, 0, 0, 0, 0, 0, 0, 0, 0, 0, 0, 0, 0, 0
130 DATA 0, 1, 0, 1, 2, 5, 10, 21, 42, 85, 170, 85, 42, 5, 0, 0
132 DATA 170, 85, 170, 85, 170, 85, 170, 85, 170, 85, 170, 85, 170, 85, 170, 85, 170, 21
140 DATA 160, 64, 160, 64, 160, 64, 160, 64, 160, 65, 160, 65, 160, 65, 128, 15, 159, 63
142 DATA 170, 85, 170, 85, 170, 85, 170, 85, 170, 85, 170, 85, 10, 229, 242, 249
150 DATA 160, 64, 160, 80, 160, 80, 160, 80, 160, 80, 160, 80, 160, 64, 160, 64
152 DATA 0, 0, 0, 0, 0, 0, 0, 0, 0, 0, 0, 0, 0, 0, 0
160 DATA 0, 0, 63, 31, 0, 5, 2, 1, 0, 0, 0, 0, 0, 0, 0
162 DATA 0, 15, 255, 255, 0, 85, 170, 85, 2, 0, 0, 0, 0, 0, 0
170 DATA 243, 243, 255, 255, 0, 85, 170, 85, 170, 0, 0, 0, 0, 0, 0
172 DATA 56, 63, 255, 255, 0, 85, 170, 85, 170, 21, 0, 0, 0, 0, 0
180 DATA 0, 254, 252, 248, 0, 80, 160, 64, 128, 0, 0, 0, 0, 0, 0
182 DATA 0, 0, 0, 0, 0, 0, 0, 0, 0, 0, 0, 0, 0, 0, 0

```

NOW SAVE THIS BEFORE YOU ATTEMPT TO RUN IT. Save it as PGM.TWO, then run it, and a sail ship should appear on your screen. If you get an out of data error, check your data lines to make sure you have the correct number of entries for each sprite.

SIMPLE ANIMATION OF YOUR SPRITE PICTURE

Now we have the sail boat on the screen we want to see it 'SAIL' across the screen. To add movement we will need to change a few lines of our program, and add a few more. First, we add the following line:

```
19 L=1: H=1
```

Now we must change lines 22 through 38 as follows:

```

22 DRAW 1 AT L,H
24 DRAW 2 AT L+16,H
26 DRAW 3 AT L+32,H: IF L>220 THEN 1000
28 DRAW 4 AT L,H+16
30 DRAW 5 AT L+16,H+16
32 DRAW 6 AT L+32,H+16 :HCOLOR=9
34 DRAW 7 AT L,H+32
36 DRAW 8 AT L+16,H+32
38 DRAW 9 AT L+32,H+32
40 L=L+1:HCOLOR=7:GOTO 21

```

And finally add these new lines:

```
1000 L=1
1010 GOTO 21
```

SAVE THIS AS PGM.THREE, and you now have a ship sailing across your screen, with white sails and purple boat.

If you want to see a truly beautiful graphic animation for SmartBASIC V2.0 only (this program will not work in SmartBASIC V1.0) which truly demonstrates some of the potential of sprite usage in programs, ADD the following program listing to PGM.THREE, which was the last program you saved above. Where there are identical line numbers, use the new lines listed in the next column. Note that you will have to execute Extended Memory Mode (EXTMEM) first before you can run this program. EXTMEM is executed by typing " EXTMEM " at the SmartBASIC V2.0 prompt and it requires that at least a 64K Memory Expander or larger be installed in your Memory Console. After you type " RUN " the first time, you will more than likely receive an error message, just ignore this message and retype the " RUN " command and then press " RETURN " to start the graphic demonstration. It will take a few seconds to begin, but it is worth the wait!

" COME SAIL AWAY "

```



1 REM EXTENDED LISTING OF PGM.THREE USED IN
2 REM " GRAPHICS IN SMARTBASIC V2.0" ARTICLE
3 REM WRITTEN BY GERLACH FAMILY SOFTWARE (1990)
4 REM USER MUST EXECUTE SmartBASIC V2.0 EXTMEM
5 REM COMMAND PRIOR TO LOADING AND RUNNING
6 REM IF YOU DON'T HAVE A MEMORY EXPANDER THAN YOU
7 REM CANNOT USE THIS PROGRAM

```

```

19 l=1: h=100
20 GOSUB 600
50 REM *** SPRITE DATA LINE ***
183 DATA 0,0,0,0,0
600 HCOLOR =11
601 HGR
602 FOR x=75 TO 1 STEP -2
604 HPLLOT 0, x TO 250, x
605 NEXT x
606 REM
607 HCOLOR =14
608 FOR x=75 TO 191 STEP 1
609 HPLLOT 0, x TO 250, x
610 NEXT x
611 ?? " LET'S GO SAILING !! "
612 ? " Graphics by:"
613 ? " Gerlach Family Software"
649 HCOLOR =2
650 FOR x=74 TO 1 STEP -2
651 HPLLOT 0, x TO 250, x
653 NEXT x
660 HCOLOR =8: x=25: y=75: z=50: q=75
662 GOTO 750
664 x=x+1: y=y-1: z=z-1: q=q-1
665 REM
750 REM
751 HPLLOT x, y-1 TO z, q-1
752 HPLLOT x, y-2 TO z, q-2
753 HPLLOT x, y-3 TO z, q-3
754 HPLLOT x, y-4 TO z, q-4
755 HPLLOT x, y-5 TO z, q-5
756 HPLLOT x, y-6 TO z, q-6
758 x=x+1: y=y-6: z=z-1: q=q-6
761 HPLLOT x, y-1 TO z, q-1
763 HPLLOT x, y-2 TO z, q-2
765 HPLLOT x, y-3 TO z, q-3
779 x=x+1: y=y-3: z=z-1: q=q-3
780 HPLLOT x, y-1 TO z, q-1
781 HPLLOT x, y-2 TO z, q-2
783 x=x+1: y=y-3: z=z-1: q=q-3
784 HPLLOT x, y-1 TO z, q-1
785 HPLLOT x, y TO z, q
786 HPLLOT x+1, y-2 TO z-1, q-2
788 x=x+3: y=y-3: z=z-3: q=q-3
789 HPLLOT x, y TO z, q
790 HPLLOT x+1, y-1 TO z-1, q-1
791 HPLLOT x+2, y-2 TO z-2, q-2
792 HCOLOR =2: x=25: y=77: z=50: q=77
793 HPLLOT x, y TO z, q
794 HPLLOT x+1, y+1 TO z-1, q+1
795 HPLLOT x+2, y+2 TO z-2, q+2
796 HPLLOT x+4, y+3 TO z-4, q+3
797 HPLLOT x+6, y+4 TO z-6, q+4
798 HPLLOT x+8, y+5 TO z-8, q+5
799 REM
800 REM
1000 l=1
1002 h=h-7:IF h<=55 THEN h=115
1010 GOTO 21

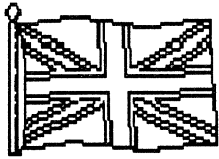
```






PUBLIC DOMAIN WORKSHOP

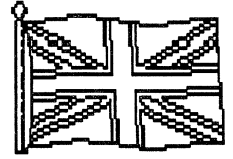
Reviews & Updates by Jim Notini



U.K.A.S. MINI-REVIEWS

Volume #1 & #2

by the United Kingdom ADAM Subscribers



Note that these Public Domain Volumes were compiled by Keith Merner and the United Kingdom ADAM Subscribers of England. All references to specific issues of newsletters are made in reference to their own newsletter and not the N.I.A.D. Newsletter.

Because, more often than not, you cannot tell what a particular ADAM item is or will do just by its title, this review summary is provided to assist you in choosing the best to meet your needs. It has been found that an owner of ANY computer will soon outgrow its capabilities if they stick to the standard system and never think of upgrading or obtaining new software. These Mini-Reviews will help you keep up with the growth of your system. They contain most of the numerous titles which are readily available for the Coleco ADAM. They require that you own SmartFILER by Coleco in order to use the information contained on these volumes and a knowledge of how to use the SEARCH features of SmartFILER.

The U.K.A.S. MINI-REVIEWS VOL. 1 database contains mini-reviews of all the products starting with the letters "A" through "M", VOL. 2 consists of letters "N" through "Z".

Below is listed the search fields contained in the database:

ITEM: This contains all the titles, the spellings of which are closely associated with those which appear in the "Price Guide". If you are not sure of the spelling or you suspect that the title as seen on the price list is longer than the 24 character spaces of the search fields, then search on part of the title and then type three "Full Stops". For example, "Charts & Graphs Assembler" can be found by just entering "Chart..." (upper or lower case and of course without the quotation marks). You may find your own short cuts in time. To find the date of the last entry, search under ITEM and type "AA..." (do not enter in the quotation marks).

M'FACTURER: Stands for manufacturer or producer and is associated with the names that appear in the "Price Guide" under manufacturer. The same search methods as above are applied here also.

TYPE: These are quite comprehensive as they give you an idea as to what you want. They are as follows:

- 80 Column Display Accessory (consumable bits and spares)
- Basic Enhancement (improvements to SmartBASIC)
- Basic Utility (helps the SmartBASIC programmer)
- Book (written about the ADAM or pertain to the ADAM)
- Business (can be useful for the business user)
- Cart Game (games on cartridge only)
- Copier (all copying programs for cartridges, data packs and disks)
- Data Base Data Store (any permanent data store)
- Educational (programs for education rather than game play)
- Game (data pack and disk games)
- Game Cart (game comes on cartridge)
- Game Supplement (used in conjunction with the main game)

- Graphics Display (programs which only display graphics on screen)
- Hardware (all hardware plug-ins and add-ons)
- Home (the programs are mainly applicable to home management)
- Interface (all available interfaces for the ADAM)
- Language (programming languages)
- Management (suitable for home or business management)
- Memory (extra memory for the ADAM)
- Modem Software (telecommunications software via a modem)
- Music (all music creation programs)
- Printer Software (patched programs, etc.)
- Ram Disk (programs to store/retrieve on memory expansion boards)
- Screen Draw (to draw images on the screen)
- Screen Dump (to transfer images from screen to printer)
- Security (programs appearing to lock out all but the programmer)
- Speech Synth Accessory (program that uses a speech synthesizer)
- Spreadsheet Troubleshooter (to help track down nasty gremlins)
- Utility (utilities other than those for SmartBASIC)
- Various (containing a variety of programs, ie. public domain)
- Various Basic (same as above but SmartBASIC programs only)
- Word Processor (all word processor programs)

ISSUE: Full blown reviews appear in various issues of the ADAM Subscribers Journal and if not, then this field will contain a "?". If you want to know what reviews are contained in a particular issue then enter the format that appears on the front cover of the newsletters (ie. "first three letters" "-" "next three letters" "" "last two digits of the year" which would look like this FEB-MAR 91).

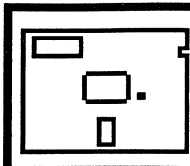
DESCRIPTION: This is non-searchable and contains the short descriptions of the items.

You can have a print out of the records by GETing the stores print format which is on the data pack or disk or you can format your own (see the SmartFILER manual).

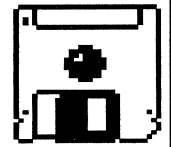
The U.K.A.S. MINI-REVIEWS now contain over 450 titles and therefore spread over 2 data packs or 2 disks with "A" to "M" on Vol. 1 and "N" to "Z" on Vol. 2. There will be updates to the database every two months (immediately after the issue of the newsletter). If you want your U.K.A.S. MINI-REVIEWS to be updated, you can send back the data packs or disks, at any time, along with sufficient funds to cover updating and return shipping / handling costs. It will be best to right Keith first to find out the total update cost for U.S. and Canadian citizens due to the difference in currencies used. If you make a back-up copy, YOU MUST SEND IN THE ORIGINAL for the update.

If there are any difficulties searching for titles under "ITEM", you may find that a search of the manufacturer's name under M'FACTURER will reveal the item.

UNITED KINGDOM ADAM SUBSCRIBERS
#33 HOMER RD.
CROYDON, SURREY, ENGLAND CR0-7SB



PRODUCT REVIEWS



TYPE
STRATEGY
RELEASED
1991

RoboTHIEF by PITMAN SOFTWARE

PRICE
\$19.95
MEDIA
DISK / DDP

Reviewed by Jim Notini

RoboTHIEF, by Steve Pitman, is the sixth entertainment package released by Pitman Software for the ADAM. The premise of RoboTHIEF is this: A visiting alien from the planet ADAM needs your help, he ran into another visiting alien from the planet called NES, was robbed and put under a spell! You are in control of 3 robots aboard the enemies ship, use them to steal everything back so that the ADAMite can return to his planet.

But it's not going to be easy! It will take a lot of skill. You must simultaneously maneuver three radio-controlled robots through 30 screens (yes, a whopping 30 different screens!) while avoiding all types of obstacles such as walls, security alarms and disintegrating slime blocks while collecting \$1, \$5 and \$10 bills, dropping bombs to expose crystals hidden in the floor (special crystals needed by the aliens for their return to the planet ADAM), avoiding or using RoboFreezers, using strategy with the arrow blocks, and all within a certain time limit! Sound confusing so far? Just wait until you see some of the harder screens! There are also many warp doors that you can use to skip ahead and back in the game, but you must figure out how to use them first! To simplify matters also, there is a password entree option. The password will be given after a game is lost and will allow the player to start off on the next to last level reached.

Upon boot, a graphic title screen is displayed while the entire RoboTHIEF program loads into memory, that's right, everything resides in memory which means no additional loading is required and a memory expander is NOT required. The game option screen is then displayed with the option to START a game from screen #1, enter a PASSWORD to start off on the last screen you made it to or to increase the game play SPEED (1 being easy and 4 being very difficult).

Once the game has begun, the rest of the story-line is revealed to the player. What has happened is that our friendly alien has been turned into a skeleton by a visiting alien and it is your job to collect enough money and crystals to break the spell and return the friendly alien to his true form. At the top of the screen is a display containing the total amount of money collected, the timer, robots remaining, screen # and the direction that each robot will start moving. All control is via joystick #1. Here is a list of all joystick functions: the JOYSTICK controls the current robot, LEFT FIRE switches between the three robots, RIGHT FIRE fires bullets, * drops a bomb, 0 pauses the game, # quits the current game and returns to the main option screen, and 1-9 starts a game.

When playing a screen, all three robots are in constant motion and there are numerous hazards to be aware of such as indestructible walls, slime blocks which can only be destroyed by shooting them, arrow

blocks which change the direction of the robot that comes in contact with it and robofreezers that will paralyze a robot that comes in contact with it indefinitely. However, the toughest obstacles to overcome are the security alarms that are scattered throughout the screen. On some screens the light beams going between the detectors are visible, but on higher screens they are not visible. You must judge where the beams are and avoid them or lose a life. You not only have to worry about all the mentioned hazards, but also about the timer which is constantly ticking down. If the timer expires, you lose a life and have to start the screen all over again.

In order to clear a screen all the red, blue and green blocks of money have to be picked up, that is the easy part. The hard part is in finding all the crystals without one of the three robots accidentally running into one of the obstacles. In order to find the hidden crystals, you must drop bombs on the open playfield (the black area of the screen that does not contain any items or obstacles). If a bomb explodes in the proper place, then the crystal(s) are revealed and you may pick them up, but you have to find all the crystals contained on the screen. If you are lucky enough, you might find the hidden warps which will advance you forward or possibly back in the game.

RoboTHIEF is easily the most challenging strategy game ever developed for the ADAM. There are 30 different screens that need to be completed in order to win. This will be no easy task in and of itself. I personally have not been able to make it past the second level, but fortunately I was provided with some of the passwords for this review so that I could take a look at some of the higher levels and to say a mouthful, they look near impossible to complete. A nice feature is that some screens will have to be completed through skill using the joystick while others will take a lot of thought and the generation of a pattern to guide the robots on.

The graphics and other screens of the game are very well designed and very colorful. Sound effects are sufficient, but I don't feel they are up to the quality of the game and graphics. There are simple beeps and bonks that correspond to what is occurring on the screen, but that's about it besides when a level is completed (I guess I am spoiled with the Genesis sound effects!). The screens are ingeniously designed so that patterns can be developed in order to defeat them, but the only problem will be in finding the right path to take (it will take many attempts). Fortunately, you may continue a game as many times as you like and you also have the ability to start on the level you left off on through the use of password entree. Overall, I would highly recommend RoboTHIEF. Steve has once again designed a game that incorporates a number of different game themes into one package and has done so successfully. Pick it up, this will keep you busy for months on end!

SYSTEM REQUIREMENTS

- MEMORY: BASE ADAM SYSTEM
- PRINTER: ADAM PRINTER or DOT MATRIX PRINTER
- DRIVES: 1 DISK DRIVE or 1 DIGITAL DATA DRIVE
- OTHERS: JOYSTICK

SOFTWARE RATINGS

- GRAPHICS / SCREENS..... A+
- MUSIC / SOUND..... A-
- INSTRUCTIONS..... A
- EASE OF USE..... B+

OVERALL

A

ALL ITEMS AVAILABLE AT AWAUG
USERS GROUP MEETINGS ALSO!

MAIL ORDER INFORMATION:

SHIPPING AND HANDLING.....\$4.00
C.O.D. FEE ADD.....\$2.00

S & M VIDEO
c/o SHON MCCALLUM or MINH TA
P.O. BOX 3189
OAKTON, VIRGINIA 22124
(703) 620-4485

ORDERS OVER \$50

Buy SUPER ZAXXON
on Disk for only \$2.00!

95% of all ORDERS SHIPPED
SAME DAY OR NEXT DAY

COMMERCIAL PRODUCTS

- S.M. VIDEO EXPANSION MODULE #1 (2 Serial, 2 Parallel, MIDI IN and OUT)\$225.00
- 1024K MegaRAM MEMORY EXPANDER\$229.95
- 256K MegaRAM SIPS\$39.95
- 64K MEMORY EXPANDERS.....\$29.95
- ADAM 5 1/4" DISK DRIVE (one year warranty)\$225.00
- ADAM 3 1/2" DISK DRIVE (two year warranty)\$249.95
- M.I.D.I. MITE INTERFACE\$74.95
- PARALLEL INTERFACE with CABLE, SOFTWARE (DISK/DDP)\$45.00
- 1200 BAUD MODEM (requires ADAMLink III+ and Serial Interface)\$69.95
- 2400 BAUD SmartMODEM (requires ADAMLink III+ and Serial Interface)\$129.95
- 9600 BAUD MODEM (requires Serial Interface)\$499.95
- ADAM KEYBOARD.....\$19.95
- CODE-A-PHONE DIGITAL ANSWERING MACHINE with PHONE (LIST 119.95)\$79.95
- 25ft. MODULAR BLACK COILED CORD\$2.95
- SHARP 14KV465 MONITOR/TV with REMOTE CONTROL, DATA GRADE PICTURE\$199.95
- ADAM PRINTER DUST COVER\$4.95
- BLACK/WHITE COMPUTER MONITOR\$39.95
- COLECOVISION with VIDEO and AUDIO OUTPUT DIN PLUG\$79.95
- COLECO ADAM PRINTER RIBBONS.....\$5.00
- 256K COLECO TAPES (factory sealed)\$1.50
- 3 1/2" DS / DD BLANK DISKS\$00.50
- 5 1/4" DS / DD BLANK DISKS\$00.50
- 3 1/2" DISK DRIVE HEAD CLEANER.....\$7.95
- 3 1/2" STORAGE CASE.....\$6.95
- ADAMLINK III+ (DISK/DDP).....\$19.95
- ZAXXON: THE SUPERGAME (DISK).....\$3.95
- FAMILY FEUD (DDP)\$14.95
- JEOPARDY QUESTION PACK.....\$8.95
- RICHARD SCARRY'S BEST ELECTRONIC WORDBOOK EVER (DDP).....\$14.95
- ELECTRONIC FLASHCARD MAKER (DDP).....\$7.95
- FLASH FACTS TRIVIA (DDP)\$6.95
- THE ADAM HOME SOFTWARE LIBRARY (DISK)\$24.95
- ADDRESS BOOK FILER WITH AUTODIALER (DDP)\$29.95
- SMART LETTERS AND FORMS (DISK/DDP)\$7.95
- EXPERTYPE (DDP)\$7.95
- SMARTFILER (DISK/DDP).....\$7.95
- RECIPE FILER (DISK/DDP)\$7.95
- 2010: THE TEXT ADVENTURE GAME (DDP)\$19.95
- SmartDISK II (DISK/DDP)\$14.95
- SpellingAIDE (DISK/DDP)\$24.95
- MisPELLER for SpellingAIDE (DISK/DDP)\$14.95
- ELEMENTARY GRAMMAR BUILDER I (DISK)\$14.95
- ELEMENTARY GRAMMAR BUILDER II (DISK)\$14.95
- ENGLISH GRAMMAR BUILDER I (DISK)\$14.95
- ENGLISH GRAMMAR BUILDER II (DISK)\$14.95
- VOCABULARY BUILDER I (DISK)\$14.95
- VOCABULARY BUILDER II (DISK)\$14.95
- SPELLING TUTOR I (DISK)\$14.95
- SPELLING TUTOR II (DISK)\$14.95
- MATH BUILDER I (DISK)\$14.95
- MATH BUILDER II (DISK)\$14.95
- ALGEBRA I (DISK)\$14.95
- ALGEBRA II (DISK)\$14.95
- SAT ALGEBRA BOOSTER (DISK)\$14.95
- AMERICAN HISTORY I (DDP)\$14.95
- AMERICAN HISTORY II (DDP)\$14.95
- DOCUMENTS OF AMERICAN HISTORY (DISK)\$11.95
- MULCAPPRES (DISK)\$14.95
- THE GOSPEL ACCORDING TO ST. MARK (DISK)\$8.95
- SUPERBASIC PLUS (DISK)\$7.95
- DINOSAUR DIG (DISK) Requires 64K Memory Expander\$7.95
- GHOST ZAPPER (DISK) Requires 64K Memory Expander\$7.95
- ADAM BOMB (DISK) Requires 64K Memory Expander\$9.95
- INTEL-LOAD V1.0 (DISK)\$9.95
- COPYCART +2.0 (DISK)\$17.95
- BUSINESS MANAGER (DISK)\$15.95
- CHECKBOOK (DISK)\$9.95
- HOME BUDGET PLANNING (DDP)\$7.95
- CP/M 2.2 AND ASSEMBLER (DISK/DDP).....\$35.00
- FRONTLINE.....\$7.95
- KUNG-FU SUPERKICKS.....\$11.95
- NOVA BLAST.....\$9.95
- CENTIPEDE.....\$7.95
- COLECO SMARTBASIC MANUAL\$5.00
- FROM BASICS TO BASIC\$15.00
- LEARNING TO READ WITH ADAM (Hacker's Helper Vol. 1)\$25.00
- EXTENDED OPERATING SYSTEM\$15.00
- HACKERS GUIDE TO ADAM VOL. 1. DISK\$17.95
- HACKERS GUIDE TO ADAM VOL. 2. DISK\$17.95
- LEARNING TOGETHER WITH ADAM\$9.95
- THE COLECO ADAM ENTERTAINER\$12.95
- DISASSEMBLIES (Z-80 MACHINE LANGUAGE)\$25.00
- THE BASIC ADAM.....\$14.95

S.M. VIDEO PUBLIC DOMAIN

This software is FREE!! You pay only the copy cost and SHIPPING/HANDLING. Most the software programs in S.M. VIDEO's library were never released and others are some that were but are no longer available from ADAM suppliers. This software will be taken out of are library if original's become available. To the best of my knowledge, all our software in the public domain are the best available by free versions. If you have any unreleased software or a better version than the one's listed below, S.M. VIDEO will pay you \$50.00 for each one. We are also looking for Coleco's APPLE CIDERSPIDER, 9 TO 5, CHESS CHALLENGER, LORD OF THE DUNGEON, POWERFLOODS, THE PURSUIT OF PINK PANTHER, TUNNELS AND TROLLS, SIDE TRAK, or any other unreleased Hardware, Software, Manuals, etc. as well as Coleco's Serial / Parallel full size schematics.

SOFTWARE AVAILABLE ON: 3 1/2" and 5 1/4" Disk or DDP for \$4.95.

PLEASE SPECIFY DRIVE TYPE

* INSTRUCTIONS - \$1.00 ** HUGE MANUALS - \$5.00 ***CARTS ARE \$24.95

ROCK 'N' ROLL,SLITHER,WIZMATH,UP 'N' DOWN,ARTILLERY DUEL,CABBAGE PATCH KIDS , M*A*S*H, JUNGLE HUNT, WORD FEUD, TURBO, SUPER COBRA, STAR WARS, BASEBALL, LOGIC LEVELS, JUKEBOX, TOMARFC THE BARBARIAN, FACEMAKER, DRAGONFIRE, SECTOR ALPHA, ROBIN HOOD, SLURPHY, Q*BERT'S QUBES, MEMORY MANOR, ALPHABET ZOO, VIDEO HUSTLER, FINALTEST, ADAMDEMO, TUNNELS 'N TROLLS DEMO, SUPER ACTION CONTROLLER TEST, MUSIC DEMO, LINKING LOGIC, GALAXIAN, DANCE FANTASY, SIR LANCELOT.

ALL FOR ONLY \$4.95 ON 3 1/2" DISK!
5 1/4" 160K or 320k DISKS OR DDP's - \$9.95
FOR ALL 29 MANUALS ADD ONLY - \$9.95!

- * JEOPARDY - Exactly the same as on T.V. Contains 27 games already on the program. This is a bug free version. Jeopardy game packs and a gamemaker are available now for use with this excellent game.)
- * DRAGON'S LAIR
- * WACKY WORD GAMES - Ages 8-14, learn how to be an expert at SmartWRITER
- * SUBROC THE SUPERGAME - Bug free arcade game
- * BUCK ROGERS THE SUPERGAME - Disk version has one bug
- * DONKEY KONG THE SUPERGAME - Bug free arcade game
- * DONKEY KONG JUNIOR THE SUPERGAME - Revision 14, has all the screens
- * DAMBUSTERS THE SUPERGAME - Bug free World War II flight simulator
- FRONTLINE THE SUPERGAME DEMO
- * TROLL'S TALE - Bug free version
- COLECO VIDEO CATALOG - Only 3 1/2" Disk, 5 1/4" 320K or Digital Data Pack
- ** THE BEST OF ELECTRONIC ARTS - Bug free version
- PINBALL GAMES - Need above program to use this software, bug free
- * THE BEST OF B.C. - Contains two bug free supergames
- X-10 AND M.I.D.I. - Need serial port with X-10 or Keyboard with M.I.D.I.
- DAVINCI - A few bugs, has manual to print out on printer
- * PERSONAL CP/M - Has a few bugs
- MACADAM - New, bug free with manual you can print out
- FORTH - New Coleco programming language, VERY POWERFUL, bug free
- *** PROJECT NAME BY LINE - On cartridge, you don't need a memory expander and you get to capture game screens and save them to Disk! If this feature is not worth an extra \$20 and you have a memory expander, then pay \$4.95 for Coleco's EOS Disk or DDP version. This program was used to design all or most of Coleco's software. This program is a programmers dream come true. I give it an A+
- GRAPHICS DESIGNER CONVERTER - This program, by Dr. Swift, lets you view pictures captured from Project Name by Line in BASIC. With best version of Project Name By Line in EOS, not CP/M.
- COLECO PROJECT NAME BY LINE PICTURE FILES - Pictures were captured by P.N.B.L. CARTRIDGE for use only with GRAPHICS DESIGNER CONVERTER or P.N.B.L.
- DISK DRIVE ALIGNMENT TESTER - Test your 5 1/4" 160K disk drives to find out whats wrong
- SPEEDTESTER - This is a advanced version, a lot better than any previous versions.
- ** COLECO MARKET MONITOR - I HAVE THE ORIGINAL MANUAL AND BUG FREE MEDIA.
- ** COLECO TAX PLANNER - I HAVE THE ORIGINAL MANUAL AND BUG FREE MEDIA.
- COLECO GAME COPY - Bug free cartridge copy utility program.
- SmartBASIC Version 1.0 - All most bug free
- SmartBASIC Version 2.0 - No bugs
- DISK MANAGER - Good EOS utility program
- FLASH FACTS: MUSIC STUDIES - Eight flashcard files for use with Electronic FlashCard Maker by Coleco dealing with music theory.
- ADAM TECHNICAL REFERENCE MANUAL PRELIMINARY RELEASE - \$2.00
- * COLECO RS-232/CENTRONICS PROTOTYPE DRAWING
- * COLECO RS-232/CENTRONICS 68701 DATA (CALL FOR PRICE ON EPROM)
- LEARN TO USE YOUR COMPUTER IN ONLY 1 HOUR (Audio Tape \$4.95, Digital Audio Tape \$20)
- ADAMNET MANUAL - \$2.00
- ** DELTA MEMORY MODULE MANUAL
- ** JVC DATA DRIVE TROUBLE SHOOTING GUIDE
- ** U.S. DATA DRIVE TROUBLE SHOOTING GUIDE
- ** ADAM DISK DRIVE TEST PROCEDURE MANUAL
- THE COMPLETE ADAM DISK DRIVE MANUAL - \$7.50
- ** GAMMA TROUBLESHOOTING GUIDE
- ** DELTA GAME BOARD REPAIR GUIDE
- ** SMARTWRITER PRINTHEAD ADJUST GUIDE
- ** PRINTER LOGIC BOARD REPAIR GUIDE
- ** COMPUTER LOGIC BOARD REPAIR GUIDE/GAMMA DEBUG USERS GUIDE
- ** COLECOVISION REPAIR GUIDE
- COLECO EOS 6 TECKNICAL REFERENCE MANUAL (over 250 pages on EOS 6) - \$30

N.I.A.D. PRODUCT LIST

PRODUCTS & PRICING SUBJECT TO CHANGE WITHOUT NOTICE

ADAM HARDWARE

- **160K 5 1/4" DISK DRIVE EPROM** \$17.95
Greatly reduces disk formatting time along with fixing some bugs in the original disk drive eeprom for Single-Sided drives. User must install.
- **320K 5 1/4" DISK DRIVE EPROM** \$17.95
For use with older Double-Sided drive conversions by Eve Electronics. Reduces read / write time of most operations. User must install.
- **ADAM COMPUTER SYSTEM** \$239.95
Complete reconditioned ADAM System with Printer, includes all components / software (1 piece Memory Console). 90 day warranty. Includes Shipping / Handling!!
- **ADAM COMPUTER SYSTEM EXP. MOD. #3** \$209.95
ADAM and Colecovision Game System attaches together to make a complete ADAM System (2 piece Memory Console). 90 day warranty. Includes Shipping / Handling!!
- **ADAM DIGITAL DATA DRIVE**..... \$59.95
Replacement or second digital data drive for the ADAM Computer. Great to own to speed up the backup process and also as a convenience to eliminate the need for swapping data packs constantly.
- **ADAM DISK DRIVE POWER SUPPLY**..... \$19.95
New, more reliable power supply transformer for ADAM Disk Drive (5 1/4" or 3 1/2").
- **ADAM KEYBOARD**..... \$24.95
New keyboard for the ADAM, great to have as a spare or for replacement of defective keyboard. Comes with a 2 foot coiled cable.
- **ADAM MONITOR CABLE**..... \$9.95
Allows attachment of a Composite Monitor, Monitor ready T.V., or RGB (with composite jacks) to the ADAM Memory Console providing both audio and video. Monitor must have separate RCA Audio and RCA Video input jacks. NOTE: Note available for the ADAM Expansion Module #3 Unit that attaches to the Colecovision.
- **ADAM PRINTER POWER SUPPLY** \$59.95
Standalone power supply which can be used in place of the ADAM Printer (saves wear and tear) to power the ADAM. Great to own if you have a dot matrix printer so that the ADAM Printer can be unhooked and stored for future use.
- **ADAM PRINTER POWER SUPPLY COVER with LIGHT** \$14.95
Protect your ADAM Printer Power Supply from dust, dirt and accidents with this cover and power on / off light. Instructions for hookup included.
- **ADAM TAN HAND CONTROLLER** \$5.95
New Coleco Hand Controller with 12-button numeric keypad and two fire-buttons.
- **ADAMNET CABLE**..... \$2.95
Flat, 7 foot cable for use with either the ADAM Keyboard or ADAM Disk Drive.
- **ADAMOUSE II with MOUSE PAD** (Internal Version) \$74.95
Mouse controller which attaches internally to the joystick port. Requires minor modifications to be made. Works with any ADAM programs with can use a joystick. Programs are planned which will make full use of this and the following mouse.
- **ADAMOUSE II with MOUSE PAD** (External Version) \$79.95
Same Mouse as listed above, but plugs directly into the joystick port and does not require modification to the joystick port. Not compatible with all software.
- **DYNAMITE SOUND DIGITIZER** (Disk or DDP) \$69.95
Cartridge with software which allows for the digitizing of any sound feed in through a standard RCA Audio Cable. Creates a digitized file which can be accessed in your own programs. Complete set of edit features built-in to software. Can be supplied with SmartCLOCK Chip attached inside (see listing below).
- **DYNAMITE SOUND DIGIT. with SmartCLOCK CHIP** (Disk or DDP) \$99.95
Dynamite Sound Digitizer with the SmartCLOCK Chip already installed into the D.S.D. cartridge. If ordering the D.S.D. separately, you can't add the SmartCLOCK Chip by yourself. The D.S.D. would need to be returned to TRISYD VIDEO LABS for upgrade. Two week shipping delay when ordering this product.
- **MEGACOPY TAPE MAKER TYPE III** (Disk or DDP) CALL
Hardware device with software which allows for the creation of ADAM compatible data packs using the ADAM itself and two Digital Data Drives. Capable of producing over 12 different formats. Comes with Data Drive speed testing software built-in.
- **MIDI-MITE INTERFACE** (Disk or DDP) \$74.95
Allows your ADAM to communicate with MIDI compatible synthesizers. It has one MIDI-IN, one MIDI THRU and two MIDI OUT jacks. Included are two MIDI cables for connection to your synthesizers and a ribbon cable for connection to the ADAM side port. Advanced software included. VideoTunes by FutureVision is recommended.
- **SmartCLOCK CHIP** (Disk or DDP) \$39.95
Plugs into U8 socket on ADAM Logic Board in Memory Console. Tracks hundreds of seconds, seconds, minutes, hours, days, day of the week, month, year, 12 / 24 hour modes, leap year correction.

MEMORY EXPANDERS

- **64K MEMORY EXPANDER**..... \$34.95
Provides an additional 64K RAM of memory to boost total system RAM to 144K. Many of the newest software packages require at least a 64K Memory Expander or can access it to speed up operation of programs. Card easily installs into Slot #3 in Memory Console. No technical knowledge is required to install or use.

- **256K MEGARAM MEMORY EXPANDER**..... \$119.95
Expandable memory board which will hold up to 1 MEGabyte of memory (1,024K)! Comes with 256K of memory installed and 3 open rows of sockets for upgrade with the 256K SIPs. Requires a Parallel Printer Interface or Addressor Card listed below to operate fully, without one, the MegaRAM will operate as a 64K Memory Expander.
- **256K MegaRAM SIP MODULE** \$49.95
256K Memory Modules used to expand the MegaRAM Memory Expander. Add 3 256K SIPs to obtain a full 1 MEG (1,024K) of memory, just add 1 to boost the MegaRAM to 512K or 2 to boost the MegaRAM to 768K!
- **ADDRESSOR CARD** \$19.95
Installs in Slot #2 and required for full use of MegaRAM Memory Expander if you don't have or purchase a Parallel Printer Interface to address MegaRAM too.

PRINTERS & INTERFACES

- **PANASONIC KX-P1180i DOT MATRIX PRINTER**..... \$169.95
(with ADAM Printer Interface & Cable (Disk or DDP)) \$209.95
9 pin dot matrix printer with 2K buffer and parallel connector. Draft speed 192 CPS, Near Letter Quality speed 38 CPS. Many built-in print styles: compressed, elite, pica and size adjustable. Bottom / Rear paper feed. One ribbon enclosed. Two year limited warranty. Provides best compatibility with ADAM programs.
- **PANASONIC KX-P1191i DOT MATRIX PRINTER**..... \$249.95
(with ADAM Printer Interface & Cable (Disk or DDP)) \$289.95
Identical to KX-P1180i with faster draft speed 240 CPS and Near Letter Quality speed 48 CPS. Includes a Front paper feed. One ribbon enclosed. Two year limited warranty.
- **PANASONIC KX-P1124i DOT MATRIX PRINTER**..... \$299.95
(with ADAM Printer Interface & Cable (Disk or DDP)) \$339.95
Identical to KX-P1191i but 24-pin with 6K buffer. Draft speed 192 CPS and Near Letter Quality 63 CPS. One ribbon. Two year limited warranty.
- **E&T PARALLEL PRINTER INTERFACE** (Disk or DDP) \$39.95
Interface card with software that plugs into Slot #2 in the Memory Console and provides the ability to print text / graphics on any standard dot matrix printer as well as Addressor connection for 256K or larger Memory Expanders. Requires Parallel Printer Cable or Shielded Parallel Printer Cable.
- **MULTI-PURPOSE INTERFACE BOARD 2** (Disk or DDP) \$74.95
Provides two RS-232 Serial Ports and 1 Parallel Port along with Addressor Connection for 256K or larger Memory Expanders. Includes patch software for dot matrix printer and specially configured telecommunications software for non-standard serial ports along with the most current version of TDOS. Serial & Parallel cables sold separately.
- **PARALLEL PRINTER CABLE** \$14.95
Cable which attaches between Parallel Interface and Dot Matrix Printer for either the M.I.B. 2 (6 foot) or E&T Parallel Interface (3 foot).
- **SHIELDED PARALLEL PRINTER CABLE** \$19.95
6 foot shielded cable which provides for extra shielding from interference.
- **RS-232 SERIAL CABLE**..... \$14.95
6 foot cable which attaches between M.I.B.2 and Serial hardware device.

MONITORS & MODEMS

- **MAGNAVOX 1CM135 13" COLOR RGB MONITOR**..... \$299.95
13" Color RGB / Composite compatible monitor, green text display option, sharpness control, vertical & horizontal centering controls, comb filter, built-in stand, IBM compatible, capable of 80 column display with 25 lines and 640 horizontal pixel resolution (NOT ON THE ADAM). Requires ADAM Monitor Cable.
- **GOLSTAR 2105G 12" GREEN COMPOSITE MONITOR** \$109.95
12" Green composite / monochrome monitor that offers resolutions up to 640 x 200, with up to 80 columns with 25 lines. Requires ADAM Monitor Cable.
- **GOLDSTAR 2105A 12" AMBER COMPOSITE MONITOR** \$109.95
12" Amber composite / monochrome monitor that offers resolutions up to 640 x 200, with up to 80 columns with 25 lines. Requires ADAM Monitor Cable.
- **GOLDSTAR GSM-1200 BAUD MODEM** \$89.95
100% Hayes compatible, asynchronous, auto answer, auto dial, call progress monitoring with speaker. Requires Serial Interface and cable.
- **GOLDSTAR GSM-2400 BAUD MODEM** \$129.95
100% Hayes compatible, asynchronous, synchronous, full or half duplex, auto answer, auto dial. Requires Serial Interface and cable.

M.I. ADAMnet DISK DRIVES

Stand-alone floppy disk drives for the ADAM Computer. Plugs into the ADAMnet connector on the Memory Console. Comes with external power transformer and ADAMnet Cable. 100% compatibility with Coleco's ADAMnet Disk Drive and E&T Software's Disk Drive upgrades. Contact Micro Innovations for custom configurations.

- 5 1/4" 320K M.I. ADAMnet FLOPPY DISK DRIVE \$199.95
- 3 1/2" 720K M.I. ADAMnet FLOPPY DISK DRIVE \$249.95

PowerMATE HARD DRIVES

POWERMATE HARD DRIVE SYSTEMS & ACCESSORIES:

Standalone add-on subsystems that provide one or two 10, 20, or 40 MB Hard Disk Drives, one or two 360K or 720K Floppy Disk Drives, two RS-232 Serial Ports, a Parallel Printer Port, a Memory Expander Board Addressor Port and a Disk Cable for the Coleco ADAM Computer (also will soon provide a power supply for the entire ADAM System). Includes the most current version of the TDOS Operating System along with File Manager V3.0 and close to 1 MB of utilities, etc. pre-installed. SmartMATE CART by Walters Software is recommended for EOS and CP/M users.

- BASE UNITS:**
- POWERMATE 10 (10 MB HARD DRIVE) \$399.00
 - POWERMATE 20 (20 MB HARD DRIVE) \$499.00
 - POWERMATE 40 (40 MB HARD DRIVE) \$599.00
- OPTIONS:**
- 5 1/4" 320K FLOPPY DISK DRIVE \$100.00
 - 3 1/2" 720K FLOPPY DISK DRIVE \$100.00
 - SECOND HARD DISK DRIVE: 10 MB \$150.00
 - SECOND HARD DISK DRIVE: 20 MB \$225.00
 - SECOND HARD DISK DRIVE: 40 MB \$300.00
 - PERIPHERAL CABLE: SERIAL (6 feet) \$14.95
 - PERIPHERAL CABLE: PARALLEL (6 feet) \$14.95

N.I.A.D. SERVICES

UPGRADE 5 1/4" 160K SINGLE-SIDED DISK DRIVE TO:

- 5 1/4" 320K DOUBLE-SIDED DISK DRIVE UPGRADE \$109.95
 - 3 1/2" 720K QUAD-SIDED DISK DRIVE UPGRADE \$129.95
- Send in your Coleco 5 1/4" 160K Single-Sided Disk Drive to be upgraded. Don't send the power supply transformer. Repair charge for defective drives. will be accessed (minimum of \$50.00). Send payment to NIAD, disk drive to: E & T Software - 9588 Forest Ln. #514 - Dallas, TX 75243 - (214) 349-7859.

DATA PACK CONVERSION TO DISK FORMAT \$4.00
 Send in your title card from your Coleco data pack to be converted to disk. Titles which can be converted are: Buck Rodgers, Donkey Kong, Donkey Kong Jr., Dragon's Lair, Zaxxon, Recipe Filer, 2010: The Text Adventure, Richard Scarry's Best (specify 320K or 720K disk size), The Best of B.C., SmartLetters & Forms, CP/M 2.2. If you don't see a program listed above that you can't produce a working copy of on disk, call during regular business hours to see if we can do so for you.

SmartFILER UPGRADE TO VERSION 27D \$4.00
 Send in your SmartFILER Disk or DDP to be upgraded to Version 27D which provides numerous fixes to bugs contained in Coleco's original release.

INFOCOM CONVERSION TO ADAM CP/M FORMAT \$4.00
 Send in your INFOCOM titles to be converted to an ADAM CP/M format. We can convert: Zork I, II & III, Planetfall, Deadline, Starcross, HitchHiker's Guide to the Galaxy, Leather Goddess' of Phobos, Stationfall, Plundered Hearts, Seastalker and Ballyhoo. Most, if not all, Infocom titles are still available in just about any computer store. Does not matter what computer it is for, we can convert it to ADAM format.

EXPANSION MODULES

EXPANSION MODULE #1 ATARI 2600 ADAPTER \$44.95
 Plugs into the front expansion slot on the ColecoVision or the right side expansion slot on the ADAM Memory Console. Allows for the use of ATARI 2600 compatible cartridges on the Coleco / ADAM systems. No additional hardware is required.

EXPANSION MODULE #2 DRIVING CONTROLLER \$44.95
 Steering wheel controller with gas pedal for use on the ColecoVision or ADAM. Comes with a free TURBO game cartridge and manuals. A number of other Coleco cartridges require this controller in order to play.

ROLLER CONTROLLER \$44.95
 Trakball controller with two joystick slots which creates a control center for use on the ColecoVision or ADAM. Can be used as a mouse-type controller in numerous ADAM programs. Comes with a free SLITHER game cartridge and manuals. A number of other Coleco cartridges require this controller in order to play.

SUPER ACTION CONTROLLERS \$49.95
 The ultimate in joysticks for the ColecoVision or ADAM. Package includes two arcade style joysticks each with a 12 button keypad, 4 fire-buttons and speed wheel. Comes with a free SUPER ACTION BASEBALL game cartridge and manuals. A number of other Coleco cartridges require these controllers. All joystick controllable Coleco carts and ADAM software are 100% compatible with these controllers.

MANUALS & BOOKS

- **ACCESSING VRAM** \$12.95
 A detailed explanation and overview of the Video Display Processor and VRAM covering 15 pages which demonstrates how to set up the two most used graphics modes on ADAM in Z-80 code. Numerous SmartBASIC and Z-80 code listings.
- **BASIC BASIC PROGRAMS FOR THE ADAM** \$8.25
 A treasury of practical and entertaining SmartBASIC programs that take full advantage of ADAM's sound, color, and graphics. Includes full program listings, illustrations and explanatory notes. Perfect for the SmartBASIC newcomer and to supplement Coleco's SmartBASIC Manual.

- **FROM BASICS TO BASIC** \$15.00
 A beginners look at computers. The first step in moving from SmartBASIC programming to machine language. Contains detailed overviews of the systems used in the computer and why they are required. When the reader has completed, machine language programming will be possible. Numerous machine code listings.
- **HACKER'S GUIDE TO ADAM VOL. I** \$11.95
 Detailed look at the operation of the ADAM hardware and software. Operating system routines are identified and instructions given to control all aspects of the ADAM. Numerous SmartBASIC program listings included.
- **HACKER'S GUIDE TO ADAM VOL. II** \$11.95
 Continues from Vol. I plus: Basic overview, zero page, keywords, math routines, basic commands, screen and data / disk drive routines, schematics, etc. A must for the serious SmartBASIC programmer. Numerous SmartBASIC program listings included.
- **HACKER'S GUIDE VOL. 1 & 2 PROGRAMS** (Disk or DDP) \$5.00
- **LEARNING TO DRAW WITH ADAM (Z-80)** (Disk or DDP) \$25.00
 Deals with graphics in general and teaches one how to address the video screen via the Z-80 microprocessor in all four standard modes of the ADAM Video Display Processor (TI-9928). The reader will finish this 161 page book with a vast understanding of the VDP through considerable drilling exercises and through the included SmartBASIC demo programs and listings.
- **LEARNING TO READ WITH ADAM (Z-80)** \$25.00
 A discussion of machine language instructions, some specifically, and a great many generally, as the author develops the disassemblies of all that transpires after the reset button is activated. Promotes direct use of routines in ADAM's EOS.
- **LEARNING TO WRITE WITH ADAM (Z-80)** (Disk or DDP) \$25.00
 Assumes the reader has a knowledge of Z-80. Discusses write to media operations, memory mapped ports vs. standard IN/OUT ports, device control blocks, creation of new routines to replace EOS write-block is created, mass storage, Master 6081 processor and much more. Comes with outstanding SmartBASIC demo programs.
- **MacADAM MANUAL** \$19.95
 An enlightening 72 page manual that aids the user of the public domain title "MacADAM" with simple step-by-step methods of programming macros. Numerous assembly language routines listed.
- **MacADAM DEMO FILES** (Disk or DDP) \$5.00
- **N.I.A.D. PRODUCT REVIEW BOOK** \$19.95
 Contains detailed reviews of over 100 ADAM products previously reviewed in the N.I.A.D. Newsletter through 1987. Save money by knowing about the products you are thinking about purchasing.
- **N.I.A.D. PUBLIC DOMAIN REVIEW BOOK** \$5.00
 Booklet contains descriptions of all programs in the SmartBASIC (Vol. 1-33), SmartBASIC Utilities (Vol. 1-2) and SmartLOGO (Vol. 1-5) public domain libraries.
- **N.I.A.D. YEAR IN REVIEW: 1985** \$9.95
 A 32 page book of ADAM product reviews which were published in the January 1985 through December 1985 N.I.A.D. Newsletters. Great money and time saver.

MISC. PRODUCTS

- **ADAMCON 01 VIDEO HIGHLIGHTS (VHS Tape)** \$14.95
- **ADAM PRINTER RIBBON (DIABLO HYTYPE I FILM)** \$4.95
- **ADAM PRINT WHEEL** \$6.55
 Specify font style for ADAM Printer: GOTHIC 12, SCRIPT 12, ELITE 12, EMPHASIS / ORATOR, COURIER 10 or PICA 10
- **ADAM PRINTER DUST COVER** \$8.95
- **ADAM KEYBOARD DUST COVER** \$8.95
- **ADAM COMPLETE MEMORY CONSOLE DUST COVER** \$8.95
- **ADAM EXP. MOD. #3 MEMORY CONSOLE DUST COVER** \$8.95
- **ADAM 5 1/4" OR 3 1/2" DISK DRIVE DUST COVER** \$8.95
- **PANASONIC KX-P110i RIBBON for KX-P1080 / 1091** \$9.95
- **PANASONIC KX-P115i RIBBON for KX-P1180 / 1190** \$12.95
- **5 1/4" DISK DRIVE HEAD CLEANING KIT** \$5.95
- **3 1/2" DISK DRIVE HEAD CLEANING KIT** \$5.95
- **5 1/4" DISK STORAGE CASE (HOLDS 70 DISKS)** \$5.95
- **3 1/2" DISK STORAGE CASE (HOLDS 50 DISKS)** \$5.95

DISKS & DATA PACKS

- **256K NIAD ECONOMY ADAM DIGITAL DATA PACK** \$2.00
- **10 256K NIAD ECONOMY ADAM DIGITAL DATA PACKS** \$19.00
- **256K RIGHT DIRECTORY ADAM DIGITAL DATA PACK** \$1.00
- **10 256K RIGHT DIRECTORY ADAM DIGITAL DATA PACKS** \$9.00
- **50 5 1/4" DS/DD GENERIC DISKS WITH SLEEVES, TABS** \$16.95
- **25 3 1/2" DS/DD 720K GENERIC DISKS** \$16.95
- **BONUS 5 1/4" DS / DD DISKS (10 Pack)** \$8.95
- **BONUS 3 1/2" DS / DD DISKS (10 Pack)** \$11.95

N.I.A.D. BACKISSUES

- **N.I.A.D. NEWSLETTER BACKISSUES** \$3.00
 N.I.A.D. Newsletter Issues # 2, 3, 4, 5, 6, 7, 8, 9, 10, 12, 13, 14, 15, 19, 20, 23, 42, 55 and 66 / 67. These issues are not valid for any special pricing.
- **N.I.A.D. NEWSLETTER BACKISSUES** \$1.00
 All other issues besides the ones listed above. Valid for specials pricing which are offered from time to time. Check monthly specials section.

ENTERTAINMENT

ABOMINABLE SNOWMAN, THE	\$13.95
ACTIVISION'S DECATHLON	\$18.95
ADAM BOMB (64K)	\$19.95
ADAMWARS II	\$13.95
ADDICTUS	\$17.95
AFL FOOTBALL	\$14.95
ALCAZAR	\$18.95
AQUATTACK	\$17.95
BEYOND TREK (64K)	\$15.95
BIBLE JEOPARDY	\$14.95
BLACK GOLD	\$15.95
BLOCKADE RUNNER	\$15.95
BOULDER DASH	\$18.95
BRAINSTORM	\$16.95
CHESS CHAMP (64K)	\$15.95
DIABLO	\$15.95
DINOSAUR DIG (64K)	\$16.95
DRAGON: THE CHINESE CHALLENGE	\$17.95
DUNGEONS & DRAGONS I	\$19.95
DUNGEONS & DRAGONS II	\$19.95
ELECTRONIC GAME PACK I	\$17.95
ELECTRONIC GAME PACK II	\$17.95
FAMILY FEUD QUESTION PACK	\$14.95
FATHOM	\$18.95
G.A.M.E. VOL. II	\$12.95
GHOST ZAPPER (64K)	\$11.95
H.E.R.O.	\$16.95
JEOPARDY QUESTION PACK	\$14.95
KEYSTONE KAPERS	\$17.95
KID'S TRIVIAPAK I	\$12.95
L.V.A.C. ARCHIVES I	\$9.95
LAB MOUSE	\$12.95
LAS VEGAS CRAPS	\$16.95
M&M JEOPARDY QUESTION PACK	\$14.95
MAGE QUEST	\$13.95
MIND OVER ADAM	\$11.95
MOONSWEEPER	\$15.95
MR. T SEARCH	\$12.95
MR. T SEARCH: GAMEPAK	\$9.95
MR. T SEARCH: TRIVIA GAMEPAK	\$7.95
MYSTERY & YACHT	\$14.95
NIAD GOLD: GAMES	\$9.95
NIAD GOLD: TEXT ADVENTURES	\$9.95
NOVABLAST	\$18.95
PHRASE CRAZE	\$17.95
PHRASE PAK I for Phrase Craze	\$9.95
PHRASE PAK II for Phrase Craze	\$9.95
PITFALL II	\$17.95
PITY	\$18.95
PRO FOOTBALL	\$18.95
PRO GOLF CHAMP	\$14.95
PRO PICKS	\$18.95
REEDY ENTERTAINMENT PACK	\$13.95
REEDY SOFTWARE LIBRARY	\$17.95
RIVER RAID	\$17.95
ROBOTHIEF	\$19.95
ROCK'N BOLT	\$18.95
SMARTBASIC BONANZA	\$14.95
SMARTGAMES PACK	\$9.95
SQUISH'EM SAM	\$18.95
STAGE FRIGHT	\$13.95
STATES RACE	\$15.95
STOCK MARKET GAME, THE	\$15.95
STRATOZAP	\$16.95
SUPER PARROT	\$12.95
SUPER ZAXXON (DDP)	\$9.95

TEMPLE OF THE SNOW DRAGON	\$21.95
TOURNAMENT TENNIS	\$18.95
TRIVIAPAK I	\$12.95
U-MATCH-EM	\$12.95
VASE OF TURR, THE	\$29.95
WING WAR	\$18.95
WIZARD'S PINBALL ARCADE	\$14.95
ZORAN III	\$13.95

CONSTRUCTION SETS

FAMILY FEUD WRITER	\$19.95
JEOPARDY WRITER	\$19.95
LINKBUILDER for Pro Golf Champ	\$19.95
MAGE QUEST CONSTRUCTION SET	\$13.95
PHRASE PAK CONSTRUCTION SET	\$9.95

EDUCATIONAL

ADAM TUTOR, THE	\$9.95
AMERICA AT WAR (DDP)	\$9.95
CABBAGE PATCH: PIC SHOW (CART)	\$18.95
CHESS TUTOR #1	\$9.95
CHESS TUTOR #2	\$9.95
EASY AS A, B, C & 1, 2, 3	\$11.95
EL ESPANOL	\$15.95
EXPERTYPE (DDP)	\$9.95
FRANCAIS POUR LES CHIC	\$15.95
MATH MENTOR	\$15.95
NIAD GOLD: SCIENCE & EDUCATION	\$9.95
RICH SCARRY'S BEST WORD. (DDP)	\$15.95
ROYAL AMBASSADOR EDUC. PACK	\$9.95
SCHOOL DAZE	\$16.95
SMARTBASIC CONSTRUCTION KIT	\$12.95
WORLD CAPITALS (DDP)	\$9.95

MEDIA UTILITIES

ADAM CONNECTION, THE (IBM DISK)	\$24.95
ADAMCALC DOT MATRIX PATCH	\$9.95
ADAMLINK II DOT MATRIX PATCH	\$9.95
AUTOBACKUP (64K)	\$17.95
BACKUP 3.0 (DISK)	\$10.95
BASIC SYSTEM MGR 3.0 / FASTRUN	\$18.95
COPYCART+ V2.0 (DISK)	\$19.95
DISK DOCTOR	\$9.95
FILE MANAGER V2.0	\$17.95
FORMATTER II (DISK)	\$12.95
INTEL-LOAD 1.0	\$12.95
LIBRARIAN	\$19.95
MEGADISK 1.0 (64K)	\$19.95
NIAD GOLD: UTILITIES	\$9.95
PrBOOT	\$17.95
OPENFILER V3.0 with OPENRECIPE	\$14.95
RAMBOOT (64K)	\$19.95
SMARTDSK I for SmartWRITER	\$18.95
SMARTDSK II for DEVICE #2 (64K)	\$16.95
SMARTDSK III for SmartBASIC V1 & V2	\$24.95
SMARTDSK CART (64K)	\$29.95
SMARTMATE CART (PowerMATE)	\$39.95
SWIFTDISK (64K)	\$12.95
TURBODISK 1.0 (64K)	\$18.95
XRAMpak (64K)	\$14.95

HOME / BUSINESS

ADAMCALC	\$29.95
BUSINESS PACK I V2.0	\$18.95


EASY COME, EASY GO	\$19.95
FILE PRINTER	\$14.95
INVOICER II (64K)	\$19.95
MISSPELLER for SpellingAIDE	\$18.95
NIAD GOLD: HOME & BUSINESS	\$9.95
SHOWOFF II: WRITERMATE (64K)	\$14.95
SMARTFILER (DDP)	\$9.95
SOFTPACK I V2.0	\$18.95
SPEEDYWRITE V2.0	\$39.95
SPEEDYWRITE SPELL (64K)	\$24.95
SPELLINGAIDE	\$26.95
TAX HELPER 1990 (64K)	\$19.95

PRODUCTIVITY

ADAMLINK III+	\$24.95
ADAMLINK III UPGRADE TO III+	\$5.00
ADAMTALK V1.1 (EVE SS-CC)	\$19.95
ADDRESS BOOK / CALENDAR	\$9.95
AUTOAID	\$24.95
AUTOWRITER	\$14.95
BASICAID V2.0	\$9.95
BORDERSPLUS for The Print Works	\$12.95
CLIP-ART VIEWER	\$24.95
E.O.S. FILE INDEXER	\$9.95
ELECT. FLASHCARD MAKER (DDP)	\$9.95
FLASH FACTS: HISTORY (DDP)	\$6.95
FLASH FACTS: VOCABULATOR (DDP)	\$6.95
FONTPOWER	\$14.95
INTEL-BEST 3.3	\$18.95
LABEL MAKER DELUXE (DISK)	\$9.95
LABEL WORKS, THE	\$24.95
MASTERING MUSIC	\$9.95
MR. T LIBRARY	\$10.95
PERSONAL CALENDAR UTILITY (64K)	\$19.95
PRINT WORKS, THE	\$27.95
RECIPE FILER (DDP)	\$9.95
SMARTBASIC CART (V1.0 VERSIONS)	\$29.95
SMARTLETTERS & FORMS (DDP)	\$9.95
SMARTLOGO (DDP)	\$15.95
SMARTTERM V1.02	\$15.95
SPRITEMASTER	\$18.95
SPRITEPOWER	\$15.95
SUPERBASIC PLUS	\$9.95
SWIFT'S LABEL PRINTSHOP (64K)	\$19.95
VIDEOTUNES	\$21.95
VISI-SPRITE V6.5	\$22.95

GRAPHIC DESIGN

CLIP-ART VOLUME I & II	\$12.95
CLIPPER	\$15.95
COLECO GRAPHICS PROCESS. CART	\$29.95
GRAPHIXPAINTER	\$19.95
GRAPHIXPIX I	\$14.95
GROOVY GRAPHICS	\$14.95
HAPPY CLIPS VOL. 1 TO 5 (Each vol.)	\$10.95
M&M GRAPHICS	\$9.95
PAINTAIDE with the SWIFT FONT KIT	\$16.95
PAINT PALETTE	\$9.95
POWERPAINT (64K)	\$29.95
POWERPRINTS VOLUME I	\$11.95
POWERTOOLS	\$15.95
SHOWOFF I	\$18.95
SMILEY FACE: WHAT AN ATTITUDE!	\$9.95
SNAPSHOTS VOL. I & II	\$10.95
SWIFTPRINT (64K)	\$15.95
YULE TOOLS I	\$16.95



N.I.A.D. Northern Illinois ADAM Users' Group
 P.O. Box 1317, Lisle, IL 60532
 Phone #: (708) 961-3529

MULTI - FUNCTION USER GROUP
MONTHLY NEWSLETTER - PUBLIC DOMAIN LIBRARY
DISCOUNT BUYING SERVICE FOR HDW & SFTW

" For GOD so loved the World that he gave his one and only SON, that whoever believes in him shall not perish, but have eternal life. For GOD did not send his SON to condemn the World, but to save the World through him. " . . . John 3:16

N.I.A.D. NEWSLETTER FOR —————>

Member # ---->0292spit4912075
 Steve Pitman
 3705 Church St.
 Cincinnati, OH 45244 *

ADDRESS CORRECTION REQUESTED

POSTMASTER: DATED MATERIAL - PLEASE DELIVER

